



ARIZONA FOOTBALL

Athletics Communications Services
 McKale Memorial Center
 1 National Championship Drive
 Tucson, AZ 85721-0096

Contact: Molly O'Mara
 Office: 520-621-4283
 Cell: 520-444-1068
 Email: momara@arizona.edu

Contact: Blair Willis
 Office: 520-621-0914
 Cell: 520-419-2979
 Email: bmw23@arizona.edu

Website: www.arizonawildcats.com • Facebook: www.facebook.com/ArizonaFootball • Twitter: @ArizonaFBall

2013 Arizona Schedule/Results

| Overall: 7-5 | | Pac-12: 4-5 | | Home: 4-2 | | Road: 3-3 | |
|--------------|------------------------|-------------|--------------|-----------|--|-----------|--|
| Date | Opponent | Result | TV | | | | |
| Aug. 30 | Northern Arizona | W, 35-0 | Pac-12 Net. | | | | |
| Sept. 7 | at UNLV | W, 58-13 | CBSN | | | | |
| Sept. 14 | UTSA | W, 38-13 | Pac-12 Net. | | | | |
| Sept. 28 | at #16 Washington* | L, 31-13 | FOX | | | | |
| Oct. 10 | at USC* | L, 38-31 | FOX Sports 1 | | | | |
| Oct. 19 | Utah* (Family Weekend) | W, 35-24 | Pac-12 Net. | | | | |
| Oct. 26 | at Colorado* | W, 44-20 | Pac-12 Net. | | | | |
| Nov. 2 | at California* | W, 33-28 | Pac-12 Net. | | | | |
| Nov. 9 | #16 UCLA* (Homecoming) | L, 31-26 | ESPN | | | | |
| Nov. 16 | Washington State* | L, 24-17 | Pac-12 Net. | | | | |
| Nov. 23 | #5 Oregon* | W, 42-16 | ABC/ESPN2 | | | | |
| Nov. 30 | at #13 Arizona State* | L, 58-21 | Pac-12 Net. | | | | |

* Pac-12 Conference Game All times local to site.

2013 Arizona Statistical Ranks

| Category | Stat | NCAA | Pac-12 |
|-------------------------|-------|------|--------|
| Rushing Offense: | 265.8 | 11th | 2nd |
| Passing Offense: | 186.8 | 98th | 12th |
| Total Offense: | 452.6 | 35th | 6th |
| Scoring Offense: | 32.8 | 42nd | 7th |
| Rushing Defense: | 169.8 | 70th | 7th |
| Pass Defense: | 235.5 | 76th | 7th |
| Total Defense: | 405.3 | 67th | 8th |
| Scoring Defense: | 24.7 | 45th | 6th |
| Net Punting: | 37.6 | 46th | 6th |
| Punt Returns: | 7.6 | 72nd | 7th |
| Kickoff Returns: | 20.3 | 84th | 9th |
| Turnovers (+/-): | +4 | 39th | 6th |

Table of Contents

| | |
|------------------------------------|-------|
| Game Information..... | 1 |
| Position Summaries | 2-3 |
| Arizona Game Notes..... | 4-9 |
| Ka'Deem Carey Stats/Notes | 10-11 |
| Head Coach Rich Rodriguez | 12-13 |
| Assistant Coaches/Staff | 14-15 |
| Player Summaries | 16-21 |
| 2013 Season Stat Reports | 22-37 |
| 2013 Game Recaps/Stats..... | 38-49 |
| Arizona Bowl History/Records | 50-55 |
| When was the last time? | 56 |
| Arizona Starters/Depth Chart | 57-58 |
| Arizona Rosters | 59-60 |

2013 AdvoCare V100 Bowl: Arizona vs. Boston College

ARIZONA WILDCATS

2013 Record: 7-5 (4-5 Pac-12)

Head Coach: Rich Rodriguez, 2nd Year (15-10)

BOSTON COLLEGE EAGLES

2013 Record: 7-5 (4-4 ACC)

Head Coach: Steve Addazio, 1st Year (7-5)

Date: Tuesday, Dec. 31 **Time:** 11:30 a.m. (CST)
Location: Shreveport, La. (Independence Stadium – 48,975)
Television Broadcast: ESPN

TV Broadcasters: Tom Hart (pxp), John Cangemi (analyst), Niki Noto (sideline)
UA Radio: Arizona IMG Sports Network, 1290 AM and 107.5 FM in Tucson (complete list of affiliates on page 6)
UA Radio Broadcasters: Brian Jeffries (pxp), Lamont Lovett (color analyst), Dana Cooper (sideline analyst)
National Radio: Sports USA (Aaron Goldsmith, pxp; Charles Arbuckle, analyst)

Arizona-Boston College Series History

All-Time: First meeting
Arizona vs. ACC: 4-0 (2-0 vs. Georgia Tech, 1-0 vs. North Carolina, 1-0 vs. N.C. State)
Last meeting vs. ACC: Arizona 20, Georgia Tech 19 (Sept. 7, 1995 at Tucson)

Some Game Themes: Arizona ventures to its eastern-most bowl destination to take on Boston College, a program it has never faced on the gridiron, for a New Year's Eve bowl game ... Surely much of the spotlight will shine on the nation's two leading rushers: BC's Andre Williams and UA's Ka'Deem Carey. Williams edged out Carey for the Doak Walker Award and it's the first time a pair of first-team Associated Press All-America running backs square off in a bowl game ... While both teams have found success on the ground this season, they do it in different ways. The Eagles are a more traditional offensive system, while the Wildcats spread teams out and play at a fast tempo ... The Cats have found more room to throw the ball, especially late in the season as the passing game progressed ... The Eagles pose a stern threat with a pass rush that produced 35 sacks, while the Wildcats created more pressure themselves late in the campaign ... Two disciplined squads, led by the Eagles who are the third-least penalized team in the nation ... Keep an eye on third downs: The Wildcats convert at a 46-percent clip when they have the ball, while the Eagles have moved the chains just 33-percent of the time ... Motivation should be high for each school, which both suffered setbacks to end the regular season in late November. However, BC head coach Steve Addazio has his club in a bowl in his first season, something UA's Rich Rodriguez did a year ago. Each has his program poised for bigger successes, and a win will set a positive tone for the offseason ... As always, bowls are a great salute for seniors capping careers, and Arizona has a dozen players who already have their degrees in hand ... Happy New Year, football fans!


Arizona-Boston College Statistical Comparison

| Category | Arizona | BC | Category | Arizona | BC |
|---------------------------|--------------|--------------|--------------------------|-------------|-------------|
| Scoring Avg. | 32.8 | 28.4 | Red Zone Scoring | 82% (42-51) | 97% (28-29) |
| Opponents | 24.7 | 27.8 | Opponents | 86% (30-35) | 78% (32-41) |
| Rush Yds. Avg. | 265.8 | 218.1 | Punt Return Avg. | 7.5 | 10.2 |
| Opponents | 169.8 | 152.0 | Opponents | 3.3 | 5.8 |
| Pass Yds. Avg. | 186.8 | 150.5 | Kickoff Ret. Avg. | 20.3 | 20.2 |
| Opponents | 235.5 | 267.3 | Opponents | 19.5 | 19.9 |
| Total Offense Avg. | 452.6 | 368.6 | Net Punting | 37.6 | 36.0 |
| Opponents | 405.2 | 419.3 | Opponents | 38.5 | 37.0 |
| 3rd Down Conv. | 46% (93-200) | 33% (53-159) | Penalty Yds. Avg. | 37.9 | 28.7 |
| Opponents | 39% (75-194) | 41% (73-177) | Opponents | 55.9 | 43.4 |
| 4th Down Conv. | 39% (11-28) | 56% (5-9) | TOP | 28:48 | 28:45 |
| Opponents | 46% (12-26) | 50% (7-14) | Opponents | 31:12 | 31:15 |

2013 Offensive Position Summaries

QUARTERBACKS

Senior B.J. Denker (right) triggers Arizona's spread offense and presents a dangerous dual-threat from the quarterback position. A starter in all 12 games this season, Denker has excelled in his first and only season as a starter after transferring into the program some 18 months ago. The lefty has completed 216-of-357 pass attempts (60.5 percent) for 2,241 yards this season, while passing for 14 touchdowns against seven interceptions. In the run game, Denker has set new school records for quarterbacks with 898 yards and a dozen scores on the ground. He's a gritty, smart quarterback that is asked to make a read, whether it is in the run or pass game, on nearly every play. In the upset of then-No. 5 Oregon (Nov. 23), Denker quarterbacked one of the best games in school history by completing 19-of-22 passes (86.4 percent) for 178 yards and a score, while adding 102 markers on the ground. He is backed up by redshirt freshman Javelle Allen, another lefty who also packs some punch in the run game. Allen has seen action in five games, and has gained 79 rushing yards with a touchdown while going 0-for-1 on pass attempts.



RUNNING BACKS

Arizona's backfield features the school's all-time leading rusher in junior Doak Walker Award finalist Ka'Deem Carey (below). A native of Tucson, Ariz., Carey has gained 1,716 yards on a school-record 322 rushes this season to go along with 17 touchdowns. Carey is the ninth player in conference history to surpass 4,000 career rushing yards (now has 4,070) and he has scored a program-record 50 touchdowns in his three seasons. Consistency is a theme for the relentless back, who has rushed for 100-plus yards in a school and conference record 15-straight games, including all 11 he has played in 2013. Not to be overlooked, senior Daniel Jenkins is a reliable complement who has 377 yards and a rushing touchdown this season. Of course, quarterback B.J. Denker fits into the run equation as the Wildcats' second-leading rusher this season. Both Jenkins and Carey factor into the passing game with 36 combined receptions.



RECEIVERS/TIGHT ENDS

The Wildcats' passing game is headlined by a tandem of true freshmen standouts in Nate Phillips and Samajie Grant, who filled a void when top receiver Austin Hill (1,364 yards, 11 TDs last season) suffered an ACL injury in spring that has kept him out all season. In his place, Phillips leads with 503 yards and seven scores, while Grant is tops in receptions (45). Together they have hauled in 86 passes for 858 yards and eight touchdowns. Additionally, flexibility and leadership is provided by fifth-year senior Terrence Miller, who has 39 receptions for 456 yards and a score this season. Miller can play any of UA's receiver positions, whether inside or outside, and is also the primary tight end. Junior Garic Wharton's speed makes him a big-play threat, evidenced by his 18.1 yard average on 16 catches, including two touchdowns. Sophomore David Richards battled a foot injury much of the year, but caught 15 passes for 148 yards and a score. Redshirt freshman Trey Griffey emerged late in the season and has 11 catches for 129 yards over his last three games.

OFFENSIVE LINE

Arizona has an experienced offensive line that has combined for 130 career starts. Junior tackles Mickey Baucus and Fabbians Ebbele are three-years starters with 73 combined starts to their credit. Senior right guard Chris Putton is a sturdy contributor with 30 starts of his own, while his cohort at left guard, Cayman Bundage already has 13 starts as a true sophomore in the program. Each of those four players were key cogs in the line rotation in Rich Rodriguez's first year implementing his system. New to the mix is junior college transfer Steven Gurrola, who has steadily stepped in to anchor the offense with 12 starts this season at center. The Wildcats also like the prospects of sophomore Lene Maiva, who can play guard or tackle. Maiva has started two games this season after missing all of 2012 with a knee injury.

2013 Defensive/Special Teams Position Summaries



DEFENSIVE LINE

Arizona has seen increased production from an experienced group up front in Jeff Casteel's 3-3-5 odd stack defense. Senior Tevin Hood anchors the nose guard position and has 37 tackles, including 7.5 for loss. Senior Sione Tuihalamaka (left) shifted to end this season after playing mostly nose last year and he has produced 48 tackles and team-highs with 11 tackles for loss and five sacks. His bookend partner is junior Reggie Gilbert, who has 33 tackles, including seven behind the line and four sacks. Junior Dan Pettinato missed time early in the season recovering from a knee injury, but adds experience as a reserve end. Interior depth is provided by junior Kirifi Taula, who often plays on UA's third-down defensive package. True freshman linebacker Derrick Turituri is utilized as a pass-rush defensive end specialist on third downs, and has added 2.5 sacks.

LINEBACKERS

Senior Jake Fischer (below) quarterbacks the defense from his middle linebacker position where he has collected 85 tackles this season. Classmate Marquis Flowers, who transitioned from safety to linebacker prior to the start of the 2012 season, leads the squad with 86 tackles, including 8.5 for loss, from his weak side linebacker position. True freshman Scooby Wright has proved to be a force at the strong side linebacker position, registering 78 tackles, including 9.5 for loss this season. Each of three starting linebackers has intercepted a pass this season, with Fischer and Flowers each returning one for a touchdown. True freshman Derrick Turituri is a physical backup at middle linebacker who also doubles as a pass-rusher on third downs. Junior Hank Hobson, sophomore Keoni Bush-Loo and true freshmen DeAndre' Miller and Jake Matthews provide promising depth at the other positions.

BANDIT/SPUR SAFETIES

Juniors Jared Tevis (bandit) and Tra'Mayne Bondurant (spur) are proven playmakers at the starting safety positions. Tevis is third on the team with 78 tackles, including four for loss, and has forced three fumbles on the year. Bondurant has added 66 stops, including seven for loss, while forcing a fumble and intercepting four passes. Two of Bondurant's interceptions have been returned for touchdowns this season, and he's broken up five passes, too. Sophomore William Parks has three starts to his credit this season and has 30 tackles along with five breakups. Sophomore Anthony Lopez has filled in as a backup, too, and has 14 tackles.



CORNERS/FREE SAFETIES

The Wildcats have a veteran secondary led by corners Shaquille Richardson and Jonathan McKnight, along with free safety Jourdon Grandon. Richardson, a senior, has recorded 53 tackles, three pass breakups and three interceptions, which has pushed his career tally to 10 picks. McKnight is a junior with 48 tackles, two interceptions and eight breakups, while Grandon has registered 61 stops, two interceptions and five breakups. William Parks and Anthony Lopez, both sophomores, can add depth at the free safety position.

SPECIAL TEAMS

Senior Jake Smith handles place-kicking and kickoffs, while sophomore Drew Riggelman takes care of the punting chores. Smith accounts for 83 points scored this season having converted 12-of-19 field goal tries (long of 53) along with 47-of-49 on extra point tries. Riggelman averages 40.4 yards per punt and has placed 17 of his 54 kicks inside the 20-yard line. The Wildcats split long-snapping duties between senior Brian Chacon, who takes the short snaps on place kicks, while junior Chase Gorham is the snapper on punts. A handful of players have returned kickoffs, led by Samajie Grant and Jared Baker, who each have nine returns. True freshman Nate Phillips has assumed punt return duties late in the season, though Johnny Jackson leads the club with 111 yards on nine returns.

2013 Honors/Awards

Jamar Allah

- Pac-12 All-Academic Honorable Mention

Jared Baker

- Pac-12 Second-Team All-Academic

Mickey Baucus

- Phil Steele Preseason Fourth-Team All-Pac-12

Tra'Mayne Bondurant

- CFPA Honorable Mention Defensive Back of the Week (9/2)
 - Pac-12 Defensive POW (9/2)
 - Jim Thorpe Player of the Week Honorable Mention (9/4)
 - CFPA Honorable Mention Defensive Back of the Week (9/9)

Ka'Deem Carey

- Pac-12 Offensive Player of the Year
 - First-Team All-Pac-12
 - Doak Walker Award Finalist
 - Walter Camp All-America Team (12/12)
 - Associated Press All-America Team (12/17)
 - AFCA All-America Team (12/18)
 - FWAA All-America Team (12/18)
 - ESPN.com All-America Team 12/14
 - Athlon All-America Team (12/12)
 - USA Today All-America Team (12/11)
 - SB Nation All-America Team (12/16)
 - Lindy's All-America Team (12/16)
 - SI.com All-America Team (12/17)
 - CBSsports.com All-America Team (12/17)
 - FoxSports.com All-America Team (12/18)
 - Walter Camp Award Semifinalist
 - Maxwell Award Semifinalist
 - ESPN.com All-Pac-12
 - ESPN.com Pac-12 Offensive MVP
 - Sporting News All-Pac-12
 - Phil Steele Preseason All-America Second-Team (6/10)
 - Phil Steele Preseason First-Team All-Pac-12 (6/10)
 - Maxwell Player of the Year Award Watch List (7/8)
 - Athlon Sports' 2013 Preseason All-America Team (7/8)
 - Doak Walker Award Watch List (7/18)
 - Walter Camp Football Foundation Award watch List (7/19)
 - CFPA Honorable Mention Running Back of the Week (9/9)
 - CFPA Honorable Mention All-Purpose Performer of the Week (9/30)
 - Pac-12 Offensive Player of the Week (10/21)
 - Maxwell Award Player of the Week (10/24)
 - Pac-12 Offensive Player of the Week (10/25)

Brian Chacon

- Pac-12 All-Academic Honorable Mention

B.J. Denker

- ACFA Good Works Team nominee (5/2013)
 - Pac-12 Offensive Player of the Week (10/28)

Trevor Ermisch

- Pac-12 All-Academic Honorable Mention

MORE HONORS/AWARDS ON PAGE 9...

Last Time Out: With the nation's oldest rivalry trophy at stake – The Territorial Championship Cup – then-No. 13 Arizona State (10-2, 8-1 Pac-12) cruised to a 58-21 victory over rival Arizona (7-5, 4-5 Pac-12) on Nov. 30 in Tempe, Ariz.. D.J. Foster filled in for the injured Marion Grice at running back by gaining 124 yards and a pair of scores on the ground, while Taylor Kelly passed for 274 yards and two touchdowns. The Sun Devils, who secured home field advantage in the Pac-12 Championship game with the win, raced out to a 27-0 lead in the second quarter and led by 23 points at halftime. The Wildcats began to claw back in the second half scoring on the opening possession of the third period, then got a defensive stop on ASU's first possession. The Wildcats were again driving inside Sun Devil territory, but Damarious Randall intercepted a **B.J. Denker** pass and returned it 64 yards for a touchdown, which all but buried the visitors. Randall finished with 12 tackles and forced a fumble to lead a strong defensive effort. Jaelen Strong stretched the field with four receptions for 142 yards, including a 61-yard scoring play in the third quarter to give ASU plenty of breathing room after the pick-six. Arizona's **Ka'Deem Carey** was able to do what he usually does as he gained 157 rushing yards with a score. Denker made some plays with his legs, carrying for 87 yards and a touchdown, but he threw a career-high three interceptions as UA tried unsuccessfully to play catch-up much of the game. The victory was ASU's second straight in the rivalry and snapped a four-year streak of the visiting team claiming the Territorial Cup.

Last Time in a Bowl: Arizona defeated Nevada, 49-48, behind a furious fourth-quarter comeback in the 2012 Gildan New Mexico Bowl last Dec. 15. Arizona capped **Rich Rodriguez's** first season in thrilling fashion behind a furious late rally to win the **Gildan New Mexico Bowl**, 49-48, in Albuquerque on Dec. 15, 2012. Arizona dug itself a 21-0 hole early, rallied to tie the game and yet still found itself down by 17 in the fourth quarter. Even bleaker, only 1:48 remained when Nevada kicked a field goal and gave the Wildcats the ball back, down 13. **Matt Scott** led a 7-play, 75-yard drive that ate up only 1:02 of clock to get UA within a score. A successful onside kick recovery set up a quick 3-play, 51-yard drive which required just 21 seconds as the Wildcats tied the game. The ensuing extra point gave Arizona its only lead of the game, and **Marquis Flowers'** interception sealed the win in the waning seconds to give the Wildcats their first bowl victory since 2008. Scott finished a remarkable season – and career – with 382 yards passing and three fourth-quarter touchdowns. Running back **Ka'Deem Carey** rushed for 172 yards and three-first half touchdowns to win the nation's rushing title, an exclamation point on a consensus All-America season. Nevada signal caller Cody Fajardo was sensational keeping the UA defense off balance as he passed for 256 yards and ran for 140. In fact, the Wolf Pack tallied 659 yards of offense to Arizona's 578, but in the end it was a resilient, refuse-to-lose Wildcat squad that had the fire power to polish off an eight-win campaign.

Rodriguez in Bowl Games: **Rich Rodriguez** is no stranger to bowl games. A 12-year veteran at the BCS level, Rodriguez has now led his teams to bowls in nine of his last 11 seasons, including two-straight at Arizona (also 2012 Gildan New Mexico Bowl) and three-straight overall with the 2010 Gator Bowl appearance from his time at Michigan. Rodriguez previously guided West Virginia to six-straight postseason appearances (2002 Continental Tires Bowl, 2003 Gator Bowl, 2004 Gator Bowl, 2005 Sugar Bowl, 2006 Gator Bowl and 2007 Fiesta Bowl). Rodriguez's teams are 4-4 in bowl games, including 2-0 in the BCS games, though he did not coach West Virginia in the 2007 Fiesta Bowl having already accepted the head job at Michigan (the late Bill Stewart coached WVU in the game and was named the full-time head coach after the contest).

Cats Are Bowling Again: Arizona will appear in its **18th all-time bowl game (7-9-1)** ... This is the Wildcats' fifth bowl appearance in the last six seasons, something the program has accomplished just one other time (1989-1994) ... **Rich Rodriguez** is the first Wildcat coach to lead the program to a bowl appearance in his first two seasons at the school ... The Wildcats have won four of their last six bowl games and are 2-2 in their last four appearances ... This is UA's 16th December bowl game (6-8-1) and 22nd overall game played in the final month of the year (9-11-1).

Holiday Travel: Arizona will venture over 1,100 miles to its bowl destination, the third-longest postseason trip in school history. Shreveport, La., is listed as a 1,138.4-mile trek by Google, and is the eastern-most city the Wildcats have played in a bowl game (previously: 2010 Valero Alamo Bowl in San Antonio, Texas). The Wildcats' farthest destination has been a pair of trips to Honolulu, Hawaii, which Google calculates as being 2,966 miles from Tucson. Arizona knocked off ACC foe North Carolina, 30-21, on Dec. 27, 1986, at the Aloha Bowl. On Dec. 25, 1990, the Wildcats fell to Syracuse, 28-0, at the Eagle Aloha Bowl. Louisiana will be the seventh state in which Arizona has participated in a bowl game. The Wildcats have appeared in five bowl games in their home state, four in both Texas and California, twice in Hawaii and once each in Nevada and New Mexico.

Eight Would be Great: A win in the **AdvoCare V100 Bowl** would give the Wildcats eight wins for the second season in a row and only the 10th time since joining the Pac-10/12 in 1978. Arizona has nine previous eight-win (or better) campaigns (2012, 2009, 2008, 1998, 1994, 1993, 1989, 1986, and 1985) since becoming a Pac-10/12 member. Of those years, only the 2008-09, 1993-94 and 1985-86 teams have compiled consecutive eight-win seasons. Should the Wildcats win their eighth game this season, it would put **Rich Rodriguez** in select company at Arizona. The only coach in program history to post eight (or more) victories in his first two seasons at the school was **Jim Young**, who went 8-3 and 9-2 in 1973 and 1974, respectively, before following it up with another nine-win season in 1975.

Trivia Tuesday: Arizona has played three all-time Tuesday games and each has been in a bowl game. Arizona lost to Pittsburgh (16-10) in the Fiesta Bowl on Dec. 25, 1979, lost to Syracuse (28-0) in the Aloha Bowl on Dec. 25, 1990, and lost to Utah (16-13) in the Freedom Bowl on Dec. 27, 1994 . . . Arizona has previously played two New Year's Eve games, winning 17-10 against N.C. State in 1989 (at the Copper Bowl in Tucson) and dropping a narrow 20-15 decision to Baylor in 1992 (at the John Hancock Bowl in El Paso) . . . The Wildcats will play their 22nd all-time game in the month of December, including their first since last year's 49-48 victory over Nevada in the Gildan New Mexico Bowl. UA is 9-11-1 in the year's final month . . . The AdvoCare V100 Bowl will mark the fourth day of the week UA has played a game this season. The Wildcats opened on a Friday night against NAU (W, 35-0 on Aug. 30), played on a Thursday night at USC (L, 38-31) and, of course, played 10 times on Saturdays during the regular season.

All-Pac-12: Consensus All-American running back **Ka'Deem Carey** was named the Pac-12 Offensive Player of the Year and was the only unanimous player voted first-team All-Pac-12 by the league coaches this season. Carey is a two-time first-team all-conference honoree and is the first Wildcat to be named the conference's offensive player of the year. The Wildcats had seven winners of the Pac-12 Defensive Player of the Year Award. In 2005, WR Mike Thomas was named Pac-12 Freshman Offensive Player of the Year. In addition to Carey, freshman receiver **Nate Phillips** was named All-Pac-12 Honorable Mention. On defense, senior linebacker **Marquis Flowers**, senior defensive lineman **Tevin Hood**, junior safety **Jared Tevis** and freshman linebacker **Scobby Wright** also earned All-Pac-12 Honorable Mention.

Carey Earns Consensus All-America, Again: Junior running back **Ka'Deem Carey**, a finalist for the Doak Walker Award who finished 10th in the Heisman Trophy voting, became a consensus All-American for the second straight season. The Pac-12 Offensive Player of the Year was named a first-team All-American by the Associated Press, the American Football Coaches Association, the Football Writers Association of America and the Walter Camp Football Foundation. The Sporting News, one of the five entities that are used to determine consensus and unanimous All-Americans, did not include Carey this season. Carey also garnered All-America honors from ESPN.com, CBSSports.com, Sports Illustrated, Lindy's, Athlon, and SB Nation.

Arizona's Offense at a Glance: Arizona's offense is highlighted by a dynamic rushing attack that features two-time consensus All-American **Ka'Deem Carey** (1,716 rushing yards, 17 TD) and dual-threat quarterback **B.J. Denker**, who totaled 3,139 yards of total offense and accounted for 26 touchdowns this season. The rushing attack combines for 265.8 yards per game, which ranks No. 11 nationally. The Wildcats have a reliable complement to Carey in senior **Daniel Jenkins**, who totaled 377 yards and averaged 6.5 yards per carry on the season. In the passing game, Denker completed 60.5 percent of his passes for 2,241 yards and 14 scores against seven interceptions (three came in final regular season game). His top targets are a pair of true freshmen, **Samajie Grant** and **Nate Phillips**. Grant led the Wildcats with 45 receptions for 355 yards and a score, while Phillips tops the team with 503 yards and seven touchdowns on 42 receptions. Versatile fifth-year senior **Terrence Miller**, who doubles as a tight end and receiver, hauled in 39 receptions for 456 yards and a score. **Garic Wharton** (16-290, 2 TD) adds speed to the position, while **David Richards** (15-148, TD) and **Trey Griffey** (11-129) had moments. Up front, the Wildcats feature a six-man rotation with 130 career starts led by senior guard **Chris Putton** and veteran junior tackles **Mickey Baucus** and **Fabbians Ebbele**.

Arizona's Defense at a Glance: Arizona's defensive alignment is a 3-3-5 odd stack, which is engineered by coordinator **Jeff Casteel** who also served as Rodriguez's top defensive aid at West Virginia. The Wildcats are one of the nation's most improved defensive units in terms of total yardage (93.7 fewer yards per game allowed this season) in the country, and it started up front. The Wildcats starting trio of linemen made significant strides and the linebackers turned in consistent production all season. Senior backers **Marquis Flowers** (86 tackles) and **Jake Fischer** (85) were the leading tacklers, while end **Sione Tuihalamaka** (11.0 TFL, 5.0 sacks) led in both tackles for loss and sacks. **Tevin Hood** added 7.5 stops behind the line while playing tough at nose guard, while **Reggie Gilbert** added four sacks at the other end. The Wildcats lacked a consistent pass rush, but did improve with 21 sacks on the season while also intercepting 16 passes. Junior "spur" safety **Tra'Mayne Bondurant** was the big playmaker with four picks, including two for scores, while veteran corners **Shaquille Richardson** and **Johnathan McKnight** combined for five interceptions and 11 pass breakups. Junior "bandit" safety **Jared Tevis** is a big-hitter who forced three fumbles while registering 78 tackles, and **Jourdon Grandon** roams the middle at free safety with two interceptions and five breakups.

True Freshmen Step Up: Arizona entered the season without its top returning receiver, **Austin Hill**, who missed the regular season with an ACL injury, and projected starter **David Richards** missed the first month of the season with a foot injury. Hill accounted for 1,364 yards and 11 touchdowns as a sophomore in 2012, while Richards added nearly 300 yards and three scores. In their place, a pair of true freshmen emerged as reliable targets. **Samajie Grant** and **Nate Phillips** each started nine games and combined for 87 receptions for 858 yards and eight touchdowns. Grant was the leader in receptions (45), while Phillips led in yards (503) and touchdowns (7).

Rich Rodriguez Head Coach

Arizona: 2nd Year (15-9)
Career: 20th year (135-93-2)
FBS Career: 12th year (89-57)



- Became Arizona's 30th head coach on Nov. 22, 2011.
- Guided Arizona to a school-record 6,840 yards of offense and its second-highest scoring average (38.3) in 2012.
- QB Matt Scott ranked 6th nationally in total offense and RB Ka'Deem Carey led nation in rushing in 2012.
- Rodriguez-coached players have rushed for 1,000 yards in a season 11 times in 12 seasons as FBS head coach.
- His teams FBS teams have averaged 31.2 ppg over his 11 seasons in charge at WVU, UM and UA.
- Has a career 72-8 FBS record when scoring 30 or more points and is 41-2 when scoring 40 or more.
- A four-time Big East Champion at West Virginia, where he led the program to a 60-26 record as head coach from 2001-07.
- Led West Virginia to three 11-win seasons.
- Guided his teams to bowl games in eight of his 11 FBS seasons. His teams are 4-4 in bowls, including 2-0 in BCS games.
- Prior to accepting the head coach position at West Virginia, spent time as an assistant at Clemson (1999-200), Tulane (1997-98), West Virginia (1985, 1989) and the head coach of Glenville State (1990-96) following three years at Salem Univ. where he had his first head coaching experience (1988).
- In his 18-year head coaching career, has led teams to seven conference championships and four 10-plus victory seasons.
- During four seasons as an offensive coordinator at Tulane (1997-1998) and Clemson (1999-200), his teams went a combined 34-13.

Rich Rodriguez Year-by-Year

| Year | W-L | Conf. | School | Bowl |
|------|-------|-------------|------------------|---------------|
| 2013 | 7-5 | 4-5 | Arizona | AdvoCare V100 |
| 2012 | 8-5 | 4-5 | Arizona | New Mexico |
| 2010 | 7-6 | 3-5 (T-7th) | Michigan | Gator |
| 2009 | 5-7 | 1-7 (10th) | Michigan | |
| 2008 | 3-9 | 2-6 (9th) | Michigan | |
| 2007 | 10-2 | 5-2 (T-2nd) | West Virginia | Fiesta |
| 2006 | 11-2 | 5-2 (T-2nd) | West Virginia | Gator |
| 2005 | 11-1 | 7-0 (1st) | West Virginia | Sugar |
| 2004 | 8-4 | 4-2 (T-1st) | West Virginia | Gator |
| 2003 | 8-5 | 6-1 (T-1st) | West Virginia | Gator |
| 2002 | 9-4 | 6-1 (2nd) | West Virginia | Cont. Tires |
| 2001 | 3-8 | 1-7 (7th) | West Virginia | |
| 1996 | 6-4 | 6-1 (T-1st) | Glenville State | |
| 1995 | 8-2 | 6-1 (T-1st) | Glenville State | |
| 1994 | 8-3 | 5-1 (T-1st) | Glenville State | |
| 1993 | 10-3 | 6-1 (T-1st) | Glenville State | |
| 1992 | 6-4 | 5-2 (3rd) | Glenville State | |
| 1991 | 4-5-1 | 3-4 (T-5th) | Glenville State | |
| 1990 | 1-7-1 | 1-5 (T-6th) | Glenville State | |
| 1988 | 2-8 | 2-5 (5th) | Salem University | |

Assistant Coaches and Support Staff

Rich Rodriguez - Head Coach, 2nd Year (15-10)
Calvin Magee - Co-Off. Coordinator/RBs, 2nd Year
Rod Smith - Co-Off. Coordinator/QBs, 2nd Year
Jeff Casteel - Defensive Coordinator/LBs, 2nd Year
Matt Caponi - Asst. Coach/Safeties, 1st Year
Tony Dews - Asst. Coach/Receivers, 2nd Year
Bill Kirelawich - Asst. Coach/DL, 2nd Year
David Lockwood - Asst. Coach/CBs, 2nd Year
Jim Michalczyk - Asst. Coach/Offensive Line, 1st Year
Charlie Ragle - Asst. Coach/Tight Ends, 1st Year
Matt Dudek - Dir. of On-Campus Recruiting/Player Personnel, 2nd Year
Mike Parrish - Director of Operations, 2nd Year
Billy Kirelawich - Assistant Dir. of Operations, 2nd Year
Jahmile Addae - Operations Coordinator, 1st Year
Andrew Warsaw - Operations Coordinator, 1st Year
Chris Allen - Assoc. AD/Dir. Strength and Conditioning, 2nd Year
Parker Whiteman - Dir. of Skill Development, 2nd Year
Vincent Amey - Asst. Strength & Conditioning Coach, 2nd Year
Ovid Goulbourne - Asst. Strength and Cond. Coach, 2nd Year
Troy Ramsey - Asst. Strength and Conditioning Coach, 1st Year
Mike DiAngelo - Defensive Graduate Assistant, 1st Year
Casey Vance - Defensive Graduate Assistant, 1st Year
Lee Coleman - Offensive Graduate Assistant, 2nd Year
Cory Zirbel - Offensive Graduate Assistant, 2nd Year
Miguel Reveles - Intern, 1st Year

Gameday Locations

On the field...

Head Coach Rich Rodriguez
 Offense: Tony Dews, Jim Michalczyk, Charlie Ragle
 Defense: Jeff Casteel, David Lockwood

In the booth...

Offense: Calvin Magee, Rod Smith
 Defense: Matt Caponi, Bill Kirelawich

Arizona Wildcats Sports Network

Radio Affiliates

Tucson

KCUB 1290 AM
 KHYT 107.5 FM
 KTKT 990 AM (SPANISH - Football & Men's Basketball)
 KTUC 1400 AM (Women's Basketball)

Phoenix

KGME 910 AM

Douglas

KDAP 96.5 FM

Safford/Thatcher

KWRQ 102.3 FM

Show Low

KVWM 970 AM

Great Eight for Nate: True freshman receiver **Nate Phillips** emerged as the Wildcats top receiver over the second half of the season. Over his last eight games, Phillips led the team with 35 receptions for 438 yards and seven touchdowns. The nice stretch of play capped a strong freshman campaign that saw him catch 42 passes for a team-leading 503 yards. He earned All-Pac-12 Honorable Mention honors as voted by the league coaches.

Senior Steps Up: Senior receiver/tight end **Terrence Miller**, who in the offseason received a medical waiver for his fifth year of eligibility, became a valuable target in the passing game that steadily improved throughout the season. Miller had just three receptions for 28 yards after the first four games of the season, but came on to haul in 36 passes for 428 yards over the last eight contests. Miller's biggest game came against then-No 5 Oregon in the upset victory on Nov. 23 when he snared a career-best nine passes for 88 yards and a score. Miller is six receptions shy of 100 for his career and has totaled 1,106 yards in his career.

Defensive Improvement: The Wildcats' defense ranks as one of the most improved units in the nation. While not one of the top-ranked squads, Arizona made major strides as experience and understanding of the 3-3-5 odd stack defense paid dividends. In 2012, the Wildcats surrendered 499.0 yards per game (most in school history) but chopped off nearly 100 yards in just one season. This year, UA allowed 405.2 yards per game – a 93.4 yard per game improvement that ranks fourth-best among all FBS teams this season. Here's a look at the top-five:

| | 2012 | 2013 | Difference |
|----------------------|-------|-------|------------|
| Baylor | 502.2 | 343.7 | 158.5 |
| Tulane | 482.6 | 353.1 | 129.5 |
| Louisiana Tech | 526.1 | 408.3 | 117.8 |
| Arizona | 499.0 | 405.3 | 93.7 |
| Marshall | 456.8 | 367.0 | 89.8 |

With a Carey on Top: Arizona's all-time leading rusher and career touchdowns leader is now junior Ka'Deem Carey. Carey has 4,070 career rushing yards and 50 total touchdowns. The Tucson, Ariz., native surpassed **Trung Canidate** (3,824 yards from 1996-99) for the rushing mark and **Art Luppino** (48 touchdowns from 1953-56) for the touchdown record. Added up, Carey owns 21 school records in single-game, season or career categories.

Leaving His Mark: **Ka'Deem Carey** has etched his name into ninth place on the Pac-12 all-time rushing list with 4,070 career rushing yards. With his 156.0 yards per game average, Carey is within reach of racing past **Napoleon Kaufman** (4,106 yards at Washington from 1991-94) and **Darrin Nelson** (4,169 yards at Stanford from 1977-81) to the No. 7 spot on the conference charts. Carey also stands tied for sixth all-time with 46 career rushing touchdowns (Oregon State's **Jacquizz Rodgers** from 2008-10). Carey has 50 career total touchdowns and the conference record is held by Oregon State's **Ken Simonton** (60 from 1998-2001).

Quite the Encore: Running back **Ka'Deem Carey** set a school record with 1,929 rushing yards and led the nation with 148.4 yards per game as a sophomore. He's followed up that All-America campaign with another one of the top seasons in program history. Carey has rushed for 1,716 yards and 17 touchdowns entering play this week, giving him the top two rushing totals on the school's single-season rushing charts. Here's the top five:

| Player | Yards (Att.) | Year |
|-------------------------|--------------------|------|
| 1. Ka'Deem Carey | 1,929 (303) | 2012 |
| 2. Ka'Deem Carey | 1,716 (322) | 2013 |
| 3. Trung Canidate | 1,602 (253) | 1999 |
| 4. Art Luppino | 1,359 (179) | 1954 |
| 5. Art Luppino | 1,313 (209) | 1955 |

Carey Nears All-Purpose Record: Most of the focus is where **Ka'Deem Carey** ranks in the school rushing records, but the junior is also closing in on the top all-purpose mark in Arizona history. Carey is second on the school's all-purpose yardage chart with his 5,314 yards (4,070 rushing, 679 receiving and 565 on kickoff returns). The Tucson, Ariz., native ranks No. 7 among all active FBS players for career all-purpose yardage. With 79 more yards, Carey can break **Dennis Northcutt's** school record. Here's a look at the top five:

| Player | Yards | Years |
|---------------------------|-------------|---------|
| 1. Dennis Northcutt | 5,392 | 1996-99 |
| 2. Ka'Deem Carey | 5,314 | 2011-13 |
| 3. Mike Thomas | 4,981 | 2005-08 |
| 4. Art Luppino | 4,963 | 1953-56 |
| 5. Theopolis Bell | 4,943 | 1972-75 |

The Streak: Arizona running back **Ka'Deem Carey** has rushed for 100 yards in a school-record 15-consecutive games, which leads all active FBS players and has also broken the previous conference record held by Washington State's **Jerome Harrison** (2004-05). In fact, according to ESPN.com, Carey's streak is the longest for any FBS player in the last 10 seasons. Over the 15 games, Carey has gained 2,630 yards on 426 carries with 27 touchdowns. That's a heady 175.3 yards and nearly two touchdowns per game, while averaging 6.2 yards per carry. He has collected at least 130 all-purpose yards in each of those 15 games, and has 2,859 yards from scrimmage with receiving factored in.

Picky Cats: Arizona's nose for the ball on defense has been mentioned here throughout the season, but getting two picks against the Ducks on Nov. 23 was especially noteworthy. Marcus Mariota entered the game having not thrown an interception this season, or in 353 total attempts, but **Scooby Wright** hauled in an interception on the game's first play following an assist from **Shaquille Richardson**. Later, Richardson intercepted a pass on Oregon's final drive, his third of the year. Altogether, nine Wildcats had an interception and the club finished the season with 16 interceptions, led by **Tra'Mayne Bondurant** with four and **Shaquille Richardson** with three. The 16 interceptions are the most for a UA squad since 2008 (also 16). A year ago, the Wildcats collected just 12 picks in 13 total contests.

Denker's Development: From an experience standpoint, quarterback **B.J. Denker** entered the season as anything but a senior. The Torrance, Calif., native had one start and a few token appearances in his first and only Division I season in 2012 before becoming the full-time starter in 2013. That lack of experience showed as the Wildcats leaned on the ground game early in the season. But Denker steadily improved with each game and by season's end emerged as a threat to spread the ball around through the air. Here's a look at Denker's first four games compared to his final eight contests as a passer:

| | <i>Att.-Comp.</i> | <i>Pct.</i> | <i>Yards</i> | <i>TD</i> | <i>INT</i> | <i>Yds./Game</i> |
|----------------------|-------------------|-------------|--------------|-----------|------------|------------------|
| First 4 Games | 45-90 | 50.0 | 445 | 2 | 2 | 111.25 |
| Last 8 Games | 171-267 | 64.0 | 1,796 | 12 | 5 | 224.5 |

Denker Dashes to a Record: Senior quarterback **B.J. Denker** ranks as Arizona's second-leading rusher with 898 yards on 167 attempts this season. That's a 74.8 yards per game clip that actually ranks sixth individually in the Pac-12. The Torrance, Calif., native has set a modern-day school record for rushing by a quarterback with his 898 yards, which is over 300 more than the next-best total turned in by Ronnie Veal (566) in 1987. The lefty also has 12 rushing touchdowns this season, which is another top mark, and he set the school's single-game record for rushing by a quarterback with 192 yards on 15 carries at Colorado (Oct. 26). Here's where Denker's season ranks compared to other running quarterbacks at Arizona:

| <i>Quarterback</i> | <i>Year</i> | <i>Att-Yards, TD</i> |
|--------------------|-------------|----------------------------------|
| 1. B.J. Denker | 2013 | 167-898, 12 TD |
| 2. Ronnie Veal | 1987 | 161-566, 9 TD |
| 3. Keith Smith | 1996 | 136-546, 8 TD |
| 4. Matt Scott | 2012 | 113-506, 6 TD |
| 5. Chuck Levy | 1991 | 128-505, 7 TD (RB w/4 QB starts) |

Total Offense: The Wildcats have racked up 5,431 yards of total offense in 12 games, a 452.6 per-game average that would rank fourth-best in program history if it holds up through the bowl game. Last year, UA set a new school record and finished seventh nationally with 526.2 yards per game. Otherwise, 471.9 yards per game in 1999 and 465.2 per game in 2011 are the only two seasons with better total offense averages than the 2013 Wildcats.

Production Up Front: Arizona's defensive front has significantly improved its production over the final third of the season. The Wildcats have registered 28 tackles for loss and 11 sacks in their last four contests, giving them 71 tackles for loss and 21 sacks on the season. Last season, UA totaled 67 tackles for loss and 16 sacks over a 13-game season. Starting defensive linemen **Sione Tuihalamaka** (11.0 TFL, 5.0 sacks), **Reggie Gilbert** (7.0 TFL, 4.0 sacks) and **Tevin Hood** (7.5 TFL and 1.0 sacks) have combined for 25.5 tackles for loss and 10 sacks this season. Last year, that trio totaled 11.0 tackles for loss and 4.0 sacks.

Man in the Middle: Senior middle linebacker **Jake Fischer** has turned in a steady final campaign as the quarterback of the defense. The Oro Valley, Ariz., native is battling for the team lead with 85 tackles, and he's added two tackles for loss, a fumble recovery and turned in a 49-yard interception return for a touchdown at UNLV (Sept. 7). He was instrumental in UA's biggest win of the year when he matched his career high with 14 tackles in the win over No. 5 Oregon on Nov. 23. A local product from Ironwood Ridge High School, Fischer has played in 51 games in his Wildcat career with 32 starts.

Pac-12 Football

Weekly Standings/Schedule

| <i>Pac-12 North</i> | <i>Pac-12</i> | <i>Overall</i> |
|---------------------|---------------|----------------|
| 1. STANFORD | 7-2 | 11-2 |
| OREGON | 7-2 | 10-2 |
| 3. WASHINGTON | 5-4 | 8-4 |
| 4. OREGON STATE | 4-5 | 6-6 |
| 5. WASHINGTON STATE | 4-5 | 6-6 |
| 6. CALIFORNIA | 0-9 | 1-11 |

| <i>Pac-12 South</i> | <i>Pac-12</i> | <i>Overall</i> |
|---------------------|---------------|----------------|
| 1. ARIZONA STATE | 8-1 | 10-3 |
| 2. UCLA | 6-3 | 9-3 |
| 3. USC | 6-3 | 9-4 |
| 4. ARIZONA | 4-5 | 7-5 |
| 5. UTAH | 2-7 | 5-7 |
| 6. COLORADO | 1-8 | 4-8 |

2013 Bowl Games

Gildan New Mexico Bowl (Saturday, Dec. 21)

Washington State vs. Colorado State

Royal Purple Las Vegas Bowl (Saturday, Dec. 21)

USC vs. Fresno State

Sheraton Hawai'i Bowl (Tuesday, Dec. 24)

Oregon State vs. Boise State

Fight Hunger Bowl (Friday, Dec. 27)

Washington vs. BYU

Valero Alamo Bowl (Monday, Dec. 30)

Oregon vs. Texas

National University Holiday Bowl (Monday, Dec. 30)

Arizona State vs. Texas Tech

AdvoCare V100 Bowl (Tuesday, Dec. 31)

Arizona vs. Boston College

Hyundai Sun Bowl (Tuesday, Dec. 31)

UCLA vs. Virginia Tech

Rose Bowl Game presented by Vizio (Wednesday, Jan. 1)

Stanford vs. Michigan State

Pac-12 Football

2013 Record vs. Conferences

| | |
|----------------------|------|
| Atlantic Coast..... | 2-0 |
| American..... | 0-0 |
| Big East..... | 0-0 |
| Big Sky..... | 6-1 |
| Big South..... | 1-0 |
| Big Ten..... | 3-2 |
| Big 12..... | 0-0 |
| Conference USA..... | 1-0 |
| Great West..... | 0-0 |
| Mid-American..... | 0-0 |
| Missouri Valley..... | 0-0 |
| Mountain West..... | 10-0 |
| Southeastern..... | 1-1 |
| Southland..... | 2-0 |
| Southern..... | 0-0 |

Preseason Media Poll

| <i>Pac-12 North</i> | <i>Points</i> | <i>Pac-12 South</i> | <i>Points</i> |
|---------------------|---------------|---------------------|---------------|
| 1. Oregon (15) | 145 | 1. UCLA (12) | 135 |
| 2. Stanford (11) | 39 | 2. Arizona St. (10) | 130 |
| 3. Oregon State | 95 | 3. USC (4) | 117 |
| 4. Washington | 84 | 4. Arizona | 76 |
| 5. California | 47 | 5. Utah | 60 |
| 6. Washington St. | 33 | 6. Colorado | 28 |

PAC-12 TITLE GAME CHAMPION: Oregon (14 votes)

Others receiving votes: Stanford (8), UCLA (3)

Players of the Week

Selected by UA Coaching Staff

Game 1 -- NAU

Offense: Daniel Jenkins, RB (139 rush yds, 13 rec. yards, 2 total TDs)
 Defense: Tra'Mayne Bondurant, S (7 tackles, 1 TFL, 2 INT, 21-yd TD)
 Special Teams: Shane Wilson, CB (1 solo tackle)

Game 2 -- at UNLV

Offense: Ka'Deem Carey, RB (171 rush yds, long 58, 2 TDs)
 Defense: Jake Fischer, LB (1 tackle, 49-yard INT return for TD)
 Special Teams: Jake Smith, PK (7-for-7 PAT, 3-for-4 FG, 16 points)

Game 3 -- UTSA

Offense: B.J. Denker (248 yds total offense, 2 rush TD, 1 pass TD)
 Defense: Jourdon Grandon (six tackles, INT, 16 yard return)
 Special Teams: Drew Riggleman (4 punts, 183 yards, 3 inside 20)

Game 4 -- at Washington

Offense: None selected
 Defense: None selected
 Special Teams: None selected

Game 5 -- at USC

Offense: None selected
 Defense: None selected
 Special Teams: None selected

Game 6 --Utah

Offense: Ka'Deem Carey (school-record 39 carries, 232 yds, TD)
 Defense: Sione Tuihalamaka & Reggie Gilbert (comb. 12 tack, 3.5 TFL)
 Special Teams: Terris Jones-Grigsby (4 tackles, including 3 solo)

Game 7 -- at Colorado

Offense: B.J. Denker (457 yards tot. off., 192 rush, 265 pass)
 Defense: Starting defense
 Special Teams: Jake Smith (14 points, 3-of-3 FG, 7 touchbacks)

Game 8 -- at California

Offense: Samajie Grant (Career-highs 9 rec., 78 yards)
 Defense: None
 Special Teams: Drew Riggleman (8 punts, 41.4 avg., 4 Inside 20)

Game 9 -- UCLA

Offense: None
 Defense: None
 Special Teams: Drew Riggleman (5 punts, 51.8 avg, 2 inside 20)

Game 10 -- Washington State

Offense: Ka'Deem Carey (177 all-purpose yards, 2 TD)
 Defense: Derrick Turituri (3 tackles, sack, TFL)
 Special Teams: None

Game 11 -- Oregon

Offense: Carey (48 rush, 206 yds 4 TD)/Denker (102 rush/2 pass TD)
 Defense: Shaquille Richardson (4 tackles, INT)
 Special Teams: Tellas Jones (four coverage tackles)

Game 12 -- at Arizona State

Offense: None
 Defense: None
 Special Teams: None

Game 13 -- vs. Boston College (AdvoCare V100 Bowl)

Offense:
 Defense:
 Special Teams:

#TeamKaDeem and the Running Machine: Yes, **Ka'Deem Carey** is arguably the most complete running back in the nation, but he would not have his gaudy statistics without some horses up front leading the charge. Carey has reaped the benefits of an experienced offensive line that has included tackles **Mickey Baucus** (37 career starts) and **Fabbians Ebbele** (36 starts), along with versatile guard **Chris Putton** (30 starts) for nearly all of his 4,070 career rushing yards. This year, junior college transfer **Steven Gurrola** has steadily stepped in to start 12 games at center, while sophomores **Cayman Bundage** (13 starts) and **Lene Maiava** (2 starts) have also been a part of the rotation the last two seasons. Added up, it's 130 career starts for Arizona's offensive line-men, and that continuity is a big reason why Arizona is No. 11 nationally with 265.8 rushing yards per game.

The Rushing Attack: Arizona ranks No. 11 nationally by averaging 265.8 yards per game. All-American Ka'Deem Carey accounts for 156.0 yards per game, while quarterback B.J. Denker and back Daniel Jenkins chip in 74.8 and 31.4 yards per game, respectively. The season average currently ranks as the fourth-best clip in school history. Here's a look at the top five that the 2013 Cats are looking to break into for good:

| Rush Avg.....Year |
|--------------------|
| 1. 276.51954 |
| 2. 270.81973 |
| 3. 268.91953 |
| 4. 254.81952 |
| 5. 254.11975 |

Scooby Doo it Wright: True freshman linebacker **Scooby Wright** has turned in a sterling rookie and garnered a freshman All-America accolade from 247Sports.com as well as second-team All-America honors from Athlon Sports. The Windsor, Calif., native totaled 78 tackles during the regular season and was second on the team with 9.5 tackles for loss, which included 0.5 sack. He has started 11 of 12 games, with the only missed start being against Washington State when the Wildcats tweaked their defensive alignment to include an extra defensive back against the pass-heavy Cougs. A week later against Oregon, Wright was back in the lineup and hauled in the interception following a deflection by **Shaquille Richardson** on the game's opening play. Wright is a hard edge player that fits well with the Arizona mentality and figures to be a mainstay for the Cats in the coming years.

Disciplined Cats: Arizona ranks as the second-least penalized team in the Pac-12 having been flagged for only 4.2 times per game (No. 16 nationally for fewest per game). It's resulted in only 37.9 penalty yards per game, a figure that ranks No. 19 nationally and is a healthy improvement from a season ago when the Wildcats finished No. 77 (55.1 per game). Interestingly, Arizona's opponents have been penalized for 55.9 yards per game – which is the 25th-most nationally for opponent penalty yards. However, this week's foe, Boston College, is the third-least penalized team in the nation (3.5 per game for 28.7 yards). Something has to give.

Classroom Cats: Arizona senior defenders **Jake Fischer** and **Tevin Hood** earned CoSIDA Academic All-District honors last month, and both will be on the ballot for CoSIDA Academic All-America voting. Fischer, a linebacker from Oro Valley, Ariz., holds a 3.36 cumulative GPA as a marketing major and has 85 tackles this season. Hood, a defensive lineman from Chandler, Ariz., holds a 3.46 cumulative GPA as a general studies major and has 37 stops, including 7.5 for loss, this year.

Gridiron Graduates: Eleven current Wildcats have earned their degrees from the University of Arizona, a tally that ranks among the most in the FBS. Those that entered the season with degrees include running backs **Daniel Jenkins** and **Kylan Butler**, receivers **Terrence Miller** and **Richard Morrison**, defensive backs **Derrick Rainey** and **Justin Samuels**, and defensive lineman **Sione Tuihalamaka**. December graduates include **Jake Fischer**, **Tevin Hood**, **Chris Putton** and **Shane Wilson**.

Scholarships Earned: Several walk-ons earned the praise of head coach **Rich Rodriguez**, who rewarded them with scholarships this offseason. Nose guard **Tevin Hood**, linebacker **Sir Thomas Jackson** and receiver **Johnny Jackson** earned scholarships in the spring, while running back **Terris Jones-Grigsby** and receiver **Trevor Ermisch** were put on scholarship in fall camp. Rodriguez values a strong walk-on program and benefited such a program himself. At West Virginia, Rodriguez started as a walk-on in 1981 and became a three-year letter winner as a defensive back from 1982-84.

Turning Points: Perhaps no statistic is more indicative of Arizona's success in recent seasons than the turnover battle. The Wildcats have won 18-consecutive games, including all nine under **Rich Rodriguez**, when they win the turnover battle (last loss was vs. USC on Oct. 25, 2008). Considering all games since the start of 2008 (last 76 games), Arizona is 21-2 when it wins the turnover battle, 13-10 when it ties and 8-22 when it loses the turnover battle. That adds up to a 34-12 mark when Arizona wins or ties the turnover battle. Under Rodriguez, the Wildcats are 12-2 when winning or tying the turnover battle.

Turning Points Part II: The Wildcats enter play this week with a plus-4 turnover margin for the season, which is good enough for No. 39 nationally. The Wildcats have only turned the ball over 16 times while they have secured 20 takeaways in 12 contests. It's a positive trend for Arizona, which has not finished a season with a positive turnover margin since 2008 (+6). In 2012, the Wildcats turned the ball over 28 times and gained 27. The net result was a 122-104 deficit in points scored off turnovers. So far in 2013, Arizona has a 75-54 advantage in points off turnovers. That margin saw a 28-point swing in the finale against ASU when the Sun Devils outscored the Wildcats 28-0 on four turnovers.

First Strike: **Rich Rodriguez** pioneered the fast-tempo spread offense that is prevalent in college football today. And if history is any indication, it's not just about playing fast, but starting fast. Rodriguez boasts an 90-58 record in 12 seasons as an FBS coach at West Virginia, Michigan and Arizona, but no matter the school, his teams have been dominant when they strike first. Here's a look at the record breakdown:

| | <i>Scores First</i> | <i>Opp. Scores First</i> |
|-------------------|---------------------|--------------------------|
| All Games | 65-18 (.780) | 25-40 (.385) |
| Home | 41-9 (.816) | 13-17 (.433) |
| Road | 22-7 (.759) | 11-21 (.344) |
| Neutral | 2-2 (.500) | 1-2 (.333) |
| | <i>Scores First</i> | <i>Opp. Scores First</i> |
| Arizona | 9-2 (.800) | 6-8 (.429) |
| Arizona (Home) | 6-2 | 4-2 |
| Arizona (Road) | 3-0 | 1-6 |
| Arizona (Neutral) | 0-0 | 1-0 |

In a Rush to Win: Arizona has won 12 of its last 19 games dating to last season, a trend that may or may not coincide with a dominant rushing attack. Over their last 19 games, the Wildcats have gained 5,054 yards on 907 rushing attempts, a 5.6 yards per carry clip good enough for 266.0 yards per game. The Wildcats have rushed for 300 or more yards in seven of the 18 contests with a perfect 7-0 record in those games. Arizona is 9-1 when it rushes for 250-plus yards and 10-3 when it tops the 200-yard mark.

Carey Tops 1,000 Yards: **Ka'Deem Carey** (322-1,716) secured his second-consecutive 1,000-yard rushing season at Arizona, something only three other players have done in school history (**Trung Canidate**, 1998-90; **Art Luppino**, 1954-55; and **Jim Upchurch**, 1973-74). In 2012, Carey became the first running back to post a 1,000-yard season under head coach **Rich Rodriguez** since **Steve Slaton** did so at West Virginia in 2007. At Michigan, only dual-threat quarterback **Denard Robinson** (2010) mounted a 1,000-yard season during Rodriguez's three seasons. At West Virginia, Slaton had three-straight 1,000-yard campaigns, including in 2007, 2006 and 2005. His quarterback during those years, **Pat White**, also turned in 1,000-yard seasons in 2006 and 2007. Prior to the Slaton-White years, running backs **Avon Cobourne** (2001 and 2002) and **Quincy Wilson** (2003) had 1,000-yard seasons under Rodriguez. Added up, and with Carey included, that's 11 (eleven) 1,000-yard rushers over 12 seasons as an FBS head coach for Rodriguez. Quarterback **B.J. Denker** has gained over 1,000 yards (1,019), but currently has a net total of 898 this season.

Defensive Development: What a difference a year makes for defensive coordinator **Jeff Casteel**. In his first season implementing the 3-3-5 stack at Arizona, Casteel inherited one of the thinnest and youngest defenses in the nation evidenced by more than half of his depth chart comprising freshmen or sophomores. This year, things have shifted in his favor with more depth and more experience. In fact, Wildcat defenders have combined for 342 career starts. Senior lineman **Sione Tuihalamaka** and senior cornerback **Shaquille Richardson** lead with 36 career starts apiece, while senior linebackers **Marquis Flowers** and **Jake Fischer** boast 35 and 32 starts, respectively. Junior "spur" safety **Tra'Mayne Bondurant** has tallied 29 starts, including 29 of Arizona's last 31 games (only missed 2012 New Mexico Bowl and at Colorado last month), while junior free safety **Jourdon Grandon** now has 25 career starts.

Next in Line: Arizona football will have six National Letter of Intent student-athletes join the team in January, it was announced by head coach **Rich Rodriguez** on Wednesday. **Jerod Cody** (6-2, 280) is a defensive lineman from Centennial High School in Las Vegas, Nev., who spent the 2012-13 seasons at Glendale Community College. **Patrick Glover** (6-2, 212) is a cornerback from New Orleans, La., who graduated from Mountain View High School (Ariz.) and spent the 2012-13 seasons at Scottsdale Community College. **Kaige Lawrence** (6-4, 280) is an offensive lineman from Victorville, Calif., and Silverado High School. After starting his career at Chadron State (Neb.) in 2012, he spent the 2013 season as a member of the offensive line at Chaffey College. **Jerrard Randall** (6-1, 190) is a quarterback from Hollywood, Fla. and a graduate of Chaminade-Madonna High School. He spent the 2011-12 seasons at LSU before transferring to Northeast Mississippi Community College for the 2013 season. **Antonio Smothers** (6-2, 237) is a linebacker from Chicago, Ill. and a graduate of West Side High School (Gary, Ind.) who spent the 2012-13 seasons at Scottsdale Community College. **Jeff Worthy** (6-3, 290) is a defensive lineman from Whittier, Calif. and is a graduate of Whittier Christian High School. He spent the 2011-12 seasons at Boise State before transferring to Santa Ana College.

2013 Honors/Awards

... Continued from Page 4

Jake Fischer

- Lott IMPACT Trophy Watch List (5/16)
- Phil Steele Preseason Third-Team All-Pac-12 (6/10)
- Bednarik Award Watch List (7/8)
- Senior CLASS Award nominee (8/23/13); Watch List (9/5)
- NFF CFB HOF Scholar-Athlete Award nominee (8/29)
- CFPA Honorable Mention Linebacker of the Week. (9/9)
- CoSIDA Academic All-District
- Pac-12 First-Team All-Academic

Marquis Flowers

- Phil Steele Preseason Fourth-Team All-Pac-12 (6/10)
- All-Pac-12 Honorable Mention

Reggie Gilbert

- Pac-12 All-Academic Honorable Mention

Jourdon Grandon

- CFPA Honorable Mention Defensive Back of the Week (9/16)

Trey Griffey

- Pac-12 All-Academic Honorable Mention

Tevin Hood

- CoSIDA Academic All-District
- Pac-12 Second-Team All-Academic
- All-Pac-12 Honorable Mention

Nick Isham

- Pac-12 All-Academic Honorable Mention

Richard Morrison

- Phil Steele Preseason Second-Team All-Pac-12 PR (6/10)
- CFPA Punt Returner Award Watch List (7/8)

Nate Phillips

- All-Pac-12 Honorable Mention

Shaquille Richardson

- Phil Steele Preseason Fourth-Team All-Pac-12 (6/10)

Drew Riggleman

- Pac-12 All-Academic Honorable Mention

Yamen Sanders

- Pac-12 All-Academic Honorable Mention

Jake Smith

- Pac-12 Special Teams POW (9/9)
- Pac-12 Second-Team All-Academic

Jared Tevis

- Pac-12 First-Team All-Academic
- All-Pac-12 Honorable Mention

Scooby Wright

- All-Pac-12 Honorable Mention
- 247Sports.com Freshman All-America
- Athlon Sports Freshman All-America Second-Team

#TeamKaDeem



25 Ka'Deem Carey

5-10 // 207 // Junior // Running Back
Tucson, Ariz. // Canyon del Oro High School

- Two-time Consensus All-American (2012 & 2013)
- 2013 Doak Walker Award Finalist
- 2013 Pac-12 Offensive Player of the Year (voted by coaches)
- Arizona's all-time career rushing leader (4,070 yards)
- Currently nation's No. 2 rusher (156.0 ypg)
- Second among active FBS players with 4,070 career rushing yards
- Reigning national rushing champion (148.4 ypg in 2012)
- Owns Pac-12 single-game rushing record (366 yards)
- Owns Arizona single-season rushing record (1,929 yards in 2012)
- Owns or shares 21 single-game, season and career school records
- Leads all FBS players with 15-straight 100-yard rushing games

Countdown to School All-Purpose Record:

78 yards

| | | | | | | | |
|---------------|-------------------------------|---------------------------------|-------------------------|-----------------------|-----------------------------|-----------------------------|----------------------------|
| Career | 4,070 Rushing Yards | 5,314 All-Purp. Yards | 46 Rushing TD | 50 Total TD | 116.3 Rushing YPG | 21 100-Yard Games | 4 200-Yard Games |
| 2013 | 1,716 Rushing Yards | 1,889 All-Purp. Yards | 17 Rushing TD | 18 Total TD | 156.0 Rushing YPG | 11 100-Yard Games | 2 200-Yard Games |

Run KDC

Nuggets of note on the nation's leading rusher:

- Second among all active FBS players with 4,070 career rushing yards (UA school record).
- Leads all active FBS players with 50 career touchdowns (UA school record).
- Second among all active FBS players with 20.5 rush attempts per game (career).
- Tied for national lead among active FBS players with 21 career 100-yard rushing games.
- Rushed for 100-plus yards in 15-straight games (longest streak in FBS) and in 19 of last 20 games played (also 21 of last 24).
- Has 125-plus all-purpose yards in 15-straight games played.
- In 2012, became first Wildcat to lead nation in rushing since Art Luppino in '55 (also '54).
- Ranks No. 4 nationally in scrimmage yards (171.7 per game in 2013).
- Second among active FBS players with 116.3 rushing yards per game (career).
- Has 5,314 career all-purpose yards (No. 7 among active FBS players)
- Ranks No. 4 among active FBS players with 716 career rush attempts.
- Set an Arizona program record with 23 rushing touchdowns in 2012.
- Led the Pac-12 with 10 100-yard rushing games in 2012 and matched Trung Canidate (1999) for the school record for 100-yard games in a season.
- No. 2 in school history with 2,248 all-purpose yards in 2012.
- Carey finished the 2012 season with 24 total touchdowns to tie Art Luppino (1954) for the most individual touchdowns in school single-season history.
- Opened 2013 with five-straight games with 125-plus rushing yards (one of only two FBS players to do so in last 10 seasons).
- Has a pass reception in 23 of the last 26 games played.
- Has scored a touchdown in 23 of last 26 games played.

Ka'Deem Carey's School Records

- Career rushing yards: 4,070 yards
- Career rushing touchdowns: 46
- Career total touchdowns: 50
- Single-game rush attempts: 48 vs. Oregon (Nov. 23, 2013)
- Single-season rush attempts: 303 (2012)
- Single-game rushing yards: 366 vs. Colorado (Nov. 10, 2012)
- Single-season rushing yards: 1,929 (2012)
- Single-game average per rush (min. 20 att.):
14.6 vs. Colorado (Nov. 10, 2012)
- Single-season average per rush (min. 200 att.): 6.37 (2012)
- Single-game rushing touchdowns: 5 vs. Colorado (Nov. 10, 2012)
- Single-season rushing touchdowns: 23 (2012)
- Single-season total touchdowns: 24 (2012)
- Single-game all-purpose plays: 49 vs. Oregon (Nov. 23, 2013)
- Single-season all-purpose plays: 340 (2012)
- Single-game all-purpose yards: 400 vs. Colorado (Nov. 12, 2012)
- *Single-game touchdowns scored:
5 vs. Oklahoma State (Sept. 8, 2012)
- Single-game kickoff returns: 9 vs. Oregon (Sept. 24, 2011)
- Single-game kickoff return yards: 197 vs. Oregon (Sept. 24, 2011)
- Single-Season 100-Yard Rushing Games: 11
- Career 100-Yard Rushing Games: 21
- Consecutive 100-yard rushing games: 15 (active)
- * Indicates tied school records

Ka'Deem Carey (Career Game-by-Game Statistics)

| 2011 | | Rushing | | | Receiving | | | Kick Returns | | | All-Purpose | | Scoring | | Participation | | | | |
|---------------------------|-------------------|-----------|------------|----------|------------|-----------|-----------|--------------|----------|-----------|-------------|------------|----------|-----------|---------------|----------|-----------|-----------|----------|
| Date | Opponent | No. | Yards | TD | Avg. | Long | No. | Yards | TD | Long | No. | Yards | TD | Long | Yards | TD | Points | GP | GS |
| 09/03/11 | NORTHERN ARIZONA | 9 | 59 | 0 | 6.6 | 11 | 1 | 5 | 0 | 5 | 0 | 0 | 0 | 0 | 64 | 0 | 0 | 1 | 0 |
| 09/08/11 | at Oklahoma State | 6 | 19 | 0 | 3.2 | 6 | 1 | 4 | 0 | 4 | 0 | 0 | 0 | 0 | 23 | 0 | 0 | 1 | 0 |
| 09/17/11 | STANFORD | 6 | 25 | 0 | 4.2 | 12 | 1 | 4 | 0 | 4 | 3 | 81 | 0 | 34 | 110 | 0 | 0 | 1 | 0 |
| 09/24/11 | OREGON | 12 | 48 | 0 | 4.0 | 15 | 0 | 0 | 0 | 0 | 9 | 197 | 0 | 39 | 245 | 0 | 0 | 1 | 0 |
| 10/01/11 | at USC | 12 | 34 | 2 | 2.8 | 16 | 3 | 45 | 1 | 27 | 5 | 91 | 0 | 30 | 170 | 3 | 18 | 1 | 0 |
| 10/08/11 | at Oregon State | 8 | 8 | 1 | 1.0 | 8 | 1 | 19 | 0 | 19 | 0 | 0 | 0 | 0 | 27 | 1 | 6 | 1 | 0 |
| 10/20/11 | UCLA | 9 | 67 | 1 | 7.4 | 18 | 0 | 0 | 0 | 0 | 0 | 0 | 0 | 0 | 67 | 1 | 6 | 1 | 0 |
| 10/29/11 | at Washington | 4 | 14 | 0 | 3.5 | 6 | 2 | 63 | 0 | 41 | 4 | 93 | 0 | 30 | 170 | 0 | 0 | 1 | 0 |
| 11/05/11 | UTAH | 5 | 30 | 0 | 6.0 | 13 | 0 | 0 | 0 | 0 | 1 | 11 | 0 | 11 | 41 | 0 | 0 | 1 | 0 |
| 11/12/11 | at Colorado | 7 | 29 | 2 | 4.1 | 27 | 2 | 16 | 0 | 9 | 2 | 48 | 0 | 27 | 93 | 2 | 12 | 1 | 0 |
| 11/19/11 | at Arizona State | 13 | 92 | 0 | 7.1 | 33 | 4 | 47 | 1 | 15 | 2 | 28 | 0 | 21 | 167 | 1 | 6 | 1 | 0 |
| 2011 Season Totals | | 91 | 425 | 6 | 4.7 | 33 | 15 | 203 | 2 | 41 | 26 | 549 | 0 | 39 | 1177 | 8 | 48 | 11 | 0 |

| 2012 | | Rushing | | | Receiving | | | Kick Returns | | | All-Purpose | | Scoring | | Participation | | | | |
|---------------------------|----------------------|------------|-------------|-----------|------------|-----------|-----------|--------------|----------|-----------|-------------|-----------|----------|-----------|---------------|-----------|------------|-----------|-----------|
| Date | Opponent | No. | Yards | TD | Avg. | Long | No. | Yards | TD | Long | No. | Yards | TD | Long | Yards | TD | Points | GP | GS |
| 09/01/12 | TOLEDO | 20 | 147 | 1 | 7.4 | 73 | 1 | 8 | 0 | 8 | 1 | 16 | 0 | 16 | 171 | 1 | 6 | 1 | 1 |
| 09/08/12 | OKLAHOMA STATE | 26 | 126 | 3 | 4.8 | 36 | 4 | 28 | 1 | 13 | 0 | 0 | 0 | 0 | 154 | 4 | 24 | 1 | 1 |
| 09/15/12 | SOUTH CAROLINA STATE | 13 | 71 | 1 | 5.5 | 15 | 1 | 11 | 0 | 11 | 0 | 0 | 0 | 0 | 82 | 1 | 6 | 1 | 1 |
| 09/22/12 | at Oregon | 21 | 79 | 0 | 3.8 | 23 | 4 | 37 | 0 | 17 | 0 | 0 | 0 | 0 | 116 | 0 | 0 | 1 | 1 |
| 09/29/12 | OREGON STATE | 17 | 115 | 2 | 6.8 | 25 | 4 | 68 | 0 | 47 | 0 | 0 | 0 | 0 | 183 | 2 | 12 | 1 | 1 |
| 10/06/12 | at Stanford | 29 | 132 | 3 | 4.6 | 13 | 7 | 68 | 0 | 24 | 0 | 0 | 0 | 0 | 200 | 3 | 18 | 1 | 1 |
| 10/20/12 | WASHINGTON | 29 | 172 | 1 | 5.9 | 19 | 1 | 2 | 0 | 2 | 0 | 0 | 0 | 0 | 174 | 1 | 6 | 1 | 1 |
| 10/27/12 | SOUTHERN CALIFORNIA | 28 | 119 | 1 | 4.3 | 15 | 2 | 8 | 0 | 7 | 0 | 0 | 0 | 0 | 127 | 1 | 6 | 1 | 1 |
| 11/03/12 | at UCLA | 16 | 54 | 1 | 3.4 | 19 | 4 | 17 | 0 | 8 | 0 | 0 | 0 | 0 | 71 | 1 | 6 | 1 | 1 |
| 11/10/12 | COLORADO | 25 | 366 | 5 | 14.6 | 71 | 2 | 34 | 0 | 26 | 0 | 0 | 0 | 0 | 400 | 5 | 30 | 1 | 1 |
| 11/17/12 | at Utah | 26 | 204 | 1 | 7.8 | 28 | 2 | 8 | 0 | 6 | 0 | 0 | 0 | 0 | 212 | 1 | 6 | 1 | 1 |
| 11/23/12 | ARIZONA STATE | 25 | 172 | 1 | 6.9 | 36 | 1 | -1 | 0 | 0 | 0 | 0 | 0 | 0 | 171 | 1 | 6 | 1 | 1 |
| 12/15/12 | vs Nevada | 28 | 172 | 3 | 6.1 | 28 | 3 | 15 | 0 | 11 | 0 | 0 | 0 | 0 | 187 | 3 | 18 | 1 | 1 |
| 2012 Season Totals | | 303 | 1929 | 23 | 6.4 | 73 | 36 | 303 | 1 | 47 | 1 | 16 | 0 | 16 | 2248 | 24 | 144 | 13 | 13 |

| 2013 | | Rushing | | | Receiving | | | Kick Returns | | | All-Purpose | | Scoring | | Participation | | | | |
|---------------------------|------------------|------------|-------------|-----------|------------|-----------|-----------|--------------|----------|-----------|-------------|----------|----------|----------|---------------|-----------|------------|-----------|----------|
| Date | Opponent | No. | Yards | TD | Avg. | Long | No. | Yards | TD | Long | No. | Yards | TD | Long | Yards | TD | Points | GP | GS |
| 09/07/13 | at UNLV | 16 | 171 | 2 | 10.7 | 58 | 0 | 0 | 0 | 0 | 0 | 0 | 0 | 0 | 171 | 2 | 12 | 1 | 0 |
| 09/14/13 | UTSA | 27 | 128 | 2 | 4.7 | 11 | 2 | 33 | 0 | 17 | 0 | 0 | 0 | 0 | 161 | 2 | 12 | 1 | 1 |
| 09/28/13 | at Washington | 30 | 132 | 1 | 4.4 | 13 | 4 | 49 | 0 | 24 | 0 | 0 | 0 | 0 | 181 | 1 | 6 | 1 | 1 |
| 10/10/13 | at USC | 21 | 138 | 0 | 6.6 | 39 | 6 | 36 | 0 | 11 | 0 | 0 | 0 | 0 | 174 | 0 | 0 | 1 | 1 |
| 10/19/13 | UTAH | 39 | 232 | 1 | 5.9 | 44 | 3 | 1 | 0 | 1 | 0 | 0 | 0 | 0 | 233 | 1 | 6 | 1 | 1 |
| 10/26/13 | at Colorado | 23 | 119 | 4 | 5.2 | 30 | 3 | 12 | 0 | 6 | 0 | 0 | 0 | 0 | 131 | 4 | 24 | 1 | 1 |
| 11/02/13 | at California | 32 | 152 | 0 | 4.8 | 21 | 0 | 0 | 0 | 0 | 0 | 0 | 0 | 0 | 152 | 0 | 0 | 1 | 1 |
| 11/09/13 | UCLA | 28 | 149 | 1 | 5.3 | 24 | 1 | 2 | 0 | 2 | 0 | 0 | 0 | 0 | 151 | 1 | 6 | 1 | 1 |
| 11/16/13 | WASHINGTON STATE | 26 | 132 | 1 | 5.1 | 30 | 6 | 45 | 1 | 15 | 0 | 0 | 0 | 0 | 177 | 2 | 12 | 1 | 1 |
| 11/23/13 | OREGON | 48 | 206 | 4 | 4.3 | 20 | 1 | -5 | 0 | -5 | 0 | 0 | 0 | 0 | 201 | 4 | 24 | 1 | 1 |
| 2013 Season Totals | | 290 | 1559 | 16 | 5.4 | 58 | 26 | 173 | 1 | 24 | 0 | 0 | 0 | 0 | 1732 | 17 | 102 | 10 | 9 |

| CAREER TOTALS | | Rushing | | | Receiving | | | Kick Returns | | | All-Purpose | | Scoring | | Participation | | |
|----------------------|-------------|--------------|------------|------------|-----------|------------|-------------|--------------|------------|-------------|-------------|-----------|--------------|------------|---------------|-----------|-----------|
| No. | Yards | TD | Avg. | Long | No. | Yards | TD | Long | No. | Yards | TD | Long | Yards | TD | Points | GP | GS |
| Totals | 684 | 3913 | 45 | 5.7 | 73 | 77 | 4 | 47 | 27 | 555 | 0 | 39 | 5157 | 49 | 294 | 34 | 22 |
| Per Game Avg. | 20.1 | 115.1 | 1.3 | | | 2.3 | 20.0 | 0.1 | 0.8 | 16.6 | 0.0 | | 151.7 | 1.4 | 8.6 | | |


RICH RODRIGUEZ

Head Coach

Record at Arizona: 15-10 (2nd Year)

Career Coaching Record: 134-94-2 (19th Year)

Career FBS Record: 89-58 (12th Year)



Now in his second season at the helm of the Wildcat program, Rich Rodriguez was introduced as the 30th head coach of the University of Arizona football team on Nov. 22, 2011, ending a stint as a sports television commentator to return to an 18-year head coaching career.

Entering the AdvoCare V100 Bowl, Rodriguez carries a career college coaching record of 134-94-2 in 19 seasons, marked by Division I records of 60-26 at West Virginia, 15-22 at Michigan and 15-10 with the Wildcats. He began his head coaching career at Salem (W.Va.) University in 1988 and then coached at Glenville State (W.Va.) from 1990-96.

In just two seasons at Arizona, Rodriguez has led two of the most productive offenses in program history and guided the Wildcats to a pair of bowl games, something no other coach in school history has done in his first two seasons.

The 2012 season proved successful for Arizona in Rodriguez's spread-offense, no-huddle system. Running back Ka'Deem Carey led the nation in total rushing yards (1,929) and yards per game (148.38) while rewriting the Arizona record book. For his efforts, Carey was named first-team All-Pac-12 and a consensus All-American, UA's first on the offensive side of the ball.

Rodriguez inherited a fifth-year senior in quarterback Matt Scott who was perfectly suited to run the Wildcat offense. With Scott as signal caller, Arizona was 7-5 as he orchestrated come-from-behind wins against No. 10 USC and Nevada in the Gildan New Mexico Bowl. Earning second-team All-Pac-12 honors, Scott led the conference in yards per game with 301.7 and ranked No. 2 in the league in total yardage.

Austin Hill totaled 81 catches for 1,364 yards and 11 touchdowns to lead the Wildcat receivers in 2012. He was named a Biletnikoff Award semifinalist, second-team All-Pac-12 and fourth-team All-America by Phil Steele. He ranked No. 2 in the Pac-12 in total receiving yards and yards per game (104.9).

UA lead the Pac-12 in total offense for four-straight weeks (weeks 6-9) and ranked as high as fourth nationally in weeks three, seven and nine. Arizona's offensive triple-threat attack featured a 3,000-yard passer (Scott - 3,620 yards), a 1,500-yard rusher (Carey - 1,929 yards) and a 1,000-yard receiver (Hill - 1,364 yards).

In defensive coordinator Jeff Casteel's 3-3-5 defense, Arizona was led by linebacker Jake Fischer, an All-Pac-12 honorable mention and CoSIDA Academic All-District honoree. Fischer ranked third in the Pac-12 in total tackles with 76 and 9.2 per game. Cornerback Shaquille Richardson ranked fourth in the league and No. 16 nationally in passes broken up with 14. Safety Jared Tevis also earned All-Pac-12 honorable mention nods.

Rodriguez served as a football analyst for CBS Sports during the 2011 season. Previously, Rodriguez was head coach at Michigan from 2008 to 2010 and made a Division I statement as head coach at West Virginia from 2001-07 where he compiled a 60-26 record and won four Big East Conference titles.

Rodriguez's West Virginia teams were Big East Champions in 2003, 2004, 2005 and 2007 while appearing in two BCS bowls, the 2005 Sugar Bowl with a victory over Georgia for an 11-1 record and a victory over Oklahoma in the 2007 Fiesta Bowl to finish 10-2 shortly after Rodriguez had left for Michigan. His 2006 club finished 11-2 after a victory over Georgia Tech in the Gator Bowl. He also coached the Mountaineers to the 2002 Continental Tire Bowl and the 2003 and 2004 Gator Bowl.

While at Salem, he was a secondary coach and special teams coordinator in 1986 and assistant head coach and defensive coordinator in 1987. He was the youngest head coach in college football when appointed by Salem in 1988 at age 24. The school disbanded its football program the next year and he served as a volunteer assistant at West Virginia working with outside linebackers in 1989.

Prior to accepting the West Virginia job in late November 2000, Rodriguez served as offensive coordinator and associate head coach for Tommy Bowden at Clemson in 1999 and 2000, with the Tigers recording a 15-9 record in two seasons. He was offensive coordinator and quarterbacks coach for Bowden at Tulane for two years prior to that, 1997-98, where he helped lead the Green Wave to a 19-4 mark, including an undefeated 12-0 season with the Conference USA Champs and Liberty Bowl victors in 1998.

At Glenville State, his teams won or shared four-consecutive West Virginia Intercollegiate Athletic Conference titles and he was named WVIAC Coach of the Year in 1993 and 1994, as well as the NAIA Coach of the Year after leading his team to a national runner-up finish. He also was recognized by the West Virginia Sports Writers Association as the state College Coach of the Year for all sports in 1993. He led the Pioneers to the national playoffs twice and posted a 43-28-2 record. He also served as Glenville's AD in 1995-96 and was inducted into its Hall of Fame in 2003.

Rodriguez graduated from West Virginia in 1986, where he started as a walk-on in 1981 and became a three-year letterwinner as a defensive back from 1982-84. He added a master's degree from Salem in 1987. He is a native of Grant Town, W. Va., and graduated from North Marion High School. Rodriguez and his wife, Rita, have two children, Raquel and Rhett.

Rich Rodriguez File

Hometown Grant Town, W.Va.
 High School North Marion
 College West Virginia, 1986
 Master's Salem University, 1987
 Playing Career West Virginia, 1981-84, defensive back
 Family Wife, Rita; Children, Raquel and Rhett



Rich Rodriguez Year-by-Year Record

| Year | Rec | Conf (place) | School | Bowl |
|------|-------|--------------|------------------|------------------|
| 2013 | 7-5 | 4-5 (T-4th) | Arizona | AdvoCare V100 |
| 2012 | 8-5 | 4-5 (T4th) | Arizona | New Mexico |
| 2010 | 7-6 | 3-5 (T7th) | Michigan | Gator |
| 2009 | 5-7 | 1-7 (10th) | Michigan | |
| 2008 | 3-9 | 2-6 (9th) | Michigan | |
| 2007 | 10-2 | 5-2 (T2nd) | West Virginia | Fiesta |
| 2006 | 11-2 | 5-2 (T2nd) | West Virginia | Gator |
| 2005 | 11-1 | 7-0 (1st) | West Virginia | Sugar |
| 2004 | 8-4 | 4-2 (T1st) | West Virginia | Gator |
| 2003 | 8-5 | 6-1 (T1st) | West Virginia | Gator |
| 2002 | 9-4 | 6-1 (2nd) | West Virginia | Continental Tire |
| 2001 | 3-8 | 1-7 (7th) | West Virginia | |
| 1996 | 6-4 | 6-1 (T1st) | Glenville State | |
| 1995 | 8-2 | 6-1 (T1st) | Glenville State | |
| 1994 | 8-3 | 5-1 (T1st) | Glenville State | |
| 1993 | 10-3 | 6-1 (1st) | Glenville State | |
| 1992 | 6-4 | 5-2 (3rd) | Glenville State | |
| 1991 | 4-5-1 | 3-4 (T5th) | Glenville State | |
| 1990 | 1-7-1 | 1-5 (T6th) | Glenville State | |
| 1988 | 2-8 | 2-5 (5th) | Salem University | |



Assistant Coaches



CALVIN MAGEE
Associate Head Coach
Co-Offensive Coordinator
Running Backs



His 24th year in coaching and his 10th bowl game ... His second season as co-offensive coordinator at Arizona ... Also coaches the running backs including Walter Camp All-American, Doak Walker Award finalist and Pac-12 Offensive Player of the Year junior Ka'Deem Carey ... Carey leads the nation in rushing attempts per game with 29.27, ranks No. 2 in yards per game with 156 and ranks No. 2 among FBS players in total attempts (322) ... Broke the Arizona all-time career rushing record, currently with 4,070 total yards ... Recruits New Orleans.



MATT CAPONI
Safeties



His ninth year in coaching and his third bowl game ... His first season as an assistant coach at Arizona after spending 2012 as a graduate assistant ... Coaches the safeties including juniors Tra'Mayne Bondurant and Jared Tevis ... Tevis ranks No. 3 on the team in total tackles with 78 while Bondurant ranks No. 2 nationally with two interceptions returned for touchdowns ... Recruits West Bay, San Francisco and California junior colleges.



ROD SMITH
Co-Offensive Coordinator
Quarterbacks



His 17th year in coaching and his seventh bowl game ... His second season as co-offensive coordinator at Arizona ... Also coaches the quarterbacks including senior B.J. Denker ... Denker has completed 216 of his 357 pass attempts for 2,241 yards and 14 touchdowns ... On the ground, he's run for 898 yards and 12 scores ... Recruits San Diego, Orange County and Tampa.



TONY DEWS
Wide Receivers



His 17th year in coaching and his sixth bowl game ... His second season as Arizona's receivers coach ... Saw a pair of freshmen receivers, Samajie Grant and Nate Phillips, lead his crew in receptions (Grant with 45), yards (Phillips with 503) and touchdowns (Phillips with seven) ... Recruits Los Angeles, Ventura County, Maryland, Virginia and Washington D.C.



JEFF CASTEEL
Defensive Coordinator
Linebackers



His 30th year in coaching and his 13th bowl game ... His second season as defensive coordinator at Arizona ... Also coaches the linebackers including the trio of Arizona's leading tackles in seniors Jake Fischer and Marquis Flowers and true freshman Scooby Wright ... Flowers leads the team in total tackles with 86 while Fischer is No. 2 with 85 ... Recruits Tucson, Ariz. ... A Broyles Award nominee.



BILL KIRELAWICH
Defensive Line



His 44th year in coaching and his 23rd bowl game ... His second season as Arizona's defensive line coach ... His unit accounted for 145 total tackles and 29 tackles for a loss of 101 yards, led by senior Sione Tuihalamaka's 11.0 tackles for a loss of 31 yards ... Recruits Bakersfield, Fresno, Bradenton/Naples/Ft. Myers, Fla.

Assistant Coaches



DAVID LOCKWOOD

Cornerbacks



His 25th year in coaching and his 17th bowl game in the coaching ranks ... Also played in three bowl games as a player at West Virginia ... His second season as Arizona's cornerbacks coach ... Junior Jonathan McKnight leads the team in passes broken up with eight while senior Shaquille Richardson ranks second on the team in interceptions with three for 34 return yards ... Recruits West Phoenix, Orlando and Las Vegas.



CHARLIE RAGLE

Tight Ends

Special Teams Coordinator



His first year in coaching and his first bowl game in the coaching ranks ... His first season coaching tight ends and serving as special teams coordinator ... Spent the 2012 season as a member of Arizona football's operations staff ... Senior kicker Jake Smith was the Pac-12 Special Teams Player of the Week after setting a school record for kicking points in a game with 16 at UNLV ... Sophomore punter Drew Riggelman was a three-time selection for UA coaches' Player of the Week ... Recruits Phoenix, Scottsdale, Arizona and Kansas junior colleges.



JIM MICHALCZYK

Offensive Line



His 24th year in coaching and his 11th bowl game in the coaching ranks ... Also played in the 1988 Aloha Bowl as a member of the Washington State team ... His first season as Arizona's offensive line coach ... His unit allowed for the Wildcat offense to average 452.6 total offensive yards per game (sixth in the Pac-12) and 32.8 points per game (seventh in the league) ... Recruits East Bay, Inland Empire and Washington.

In-Game Locations

On the field...

Head Coach Rich Rodriguez

Offense: Tony Dews, Jim Michalczyk, Charlie Ragle

Defense: Jeff Casteel, David Lockwood

In the booth...


Offense: Calvin Magee, Rod Smith

Defense: Matt Caponi, Bill Kirelawich


Football Support Staff

Matt Dudek Director of On-Campus Recruiting and Player Personnel
 Mike Parrish Director of Operations
 Billy Kirelawich Assistant Director of Operations
 Jahmile Addae Operations Coordinator
 Andrew Warsaw Operations Coordinator
 Chris Allen Assoc. AD/Director of Strength and Conditioning
 Parker Whiteman Director of Skill Development
 Vincent Amey Asst. Strength and Conditioning Coach
 Ovid Goulbourne Asst. Strength and Conditioning Coach
 Troy Ramsey Asst. Strength and Conditioning Coach
 Mike DiAngelo Defensive Graduate Assistant
 Casey Vance Defensive Graduate Assistant
 Lee Coleman Offensive Graduate Assistant
 Cory Zirbel Offensive Graduate Assistant
 Miguel Reveles Intern
 Tim Cummins Video Coordinator
 Brian Riden Asst. Video Coordinator


Melissa Melendez Administrative Associate to Coach Rodriguez
 Ana Verdin Administrative Associate for Recruiting
 Erica Hirsch Administrative Assistant for Operations
 Krisanne Ryther Administrative Associate for Operations
 Wendell Neal Associate AD/Equipment Operations
 Michael Barnett Equipment Operations Assistant
 Randy Cohen Associate AD/Medical Services
 Jenny Allen Associate Athletic Trainer
 Lanny Bradford Associate Athletic Trainer
 Dale Rudd Associate Athletic Trainer
 Kent Bultemeir Assistant Athletic Trainer
 Samantha Young Graduate Assistant Athletic Trainer
 Andy Salgado C.A.T.S. Senior Academic Counselor
 Samantha Amato C.A.T.S. Academic Counselor
 Marisol Quiroz C.A.T.S. Assistant Director/Learning Specialist
 David Corsi C.A.T.S. Learning Specialist
 Molly O'Mara Associate Director/Communication Services
 Blair Willis Assistant Director/Communication Services




JAVELLE ALLEN 9
 Quarterback
 6-2/218, Fr.-RS
 Prosper, Texas (Prosper HS)




Backs up B.J. Denker at the quarterback position ... Played in five games ... Ran for a 61-yard touchdown score vs. NAU.




KEONI BUSH-LOO 36
 Linebacker
 6-4/224, So.-1L
 Ewa Beach, Hawaii (Kamehameha HS)




Played in all 12 games this season, seeing time on special teams, as part of the linebacker corps and as a member of the SWAT team on third-down defense ... Recorded six total tackles, including a half tackle for a loss of four yards vs. UCLA.




MICKEY BAUCUS 68
 Offensive Line
 6-8/285, So.-1L
 Mundelein, Ill. (Carmel Catholic HS)




Arizona's starting left tackle in all 12 games this season ... Plays with an offensive line that allows UA to average 24 first downs per game, 452.6 yards of total offense per game and score 32.8 points per game ... Member of the offensive line that allowed quarterback B.J. Denker to throw for 14 touchdowns and run for 12 scores while running back Ka'Deem Carey set the Arizona school record for career rushing yards with 4,070 and 17 touchdowns.




KYLAN BUTLER 2
 Running Back
 5-7/187, Sr.-1L
 Antioch, Calif. (De La Salle HS)




Played in all 12 games, contributing significantly as a member of special teams units ... Logged two solo tackles, including a key stop late in Arizona's win over nationally-ranked Oregon ... Also has five carries for 17 yards.




TRA'MAYNE BONDURANT 21
 Safety
 5-10/198, Jr.-2L
 Vallejo, Calif. (Fairfield HS)




Started 11 games at the "spur" position in Arizona's 3-3-5 defense ... Missed the Colorado game because of injury ... Leads the team in interceptions with four for 79 return yards, including two pick-sixes ... Fifth on the squad in total tackles with 66 ... Pac-12 Defensive Player of the Week for his two interceptions and seven tackles vs. NAU.




KA'DEEM CAREY 25
 Running Back
 5-10/207, Jr.-2L
 Tucson, Ariz. (Canyon del Oro HS)



Consensus All-American (AP, FWAA, AFCA, Walter Camp) ... Pac-12 Offensive Player of the Year ... Unanimous first-team All-Pac-12 ... Doak Walker Award finalist ... 322 carries for 1,716 yards and 17 touchdowns ... 26 receptions for 173 yards and one score ... Set the new Arizona career rushing mark of 4,070 yards ... Has rushed for 100 yards in 15-straight games, Arizona and Pac-12 records ... With 157 yards vs. then-No. 13 ASU, became the 10th player in Pac-12 history to top the 4,000-yard rushing career mark ... No. 2 among all active FBS players with 4,070 career rushing yards ... Leads all active FBS players with 50 career touchdowns (UA school record) ... Ranks No. 4 nationally in scrimmage yards (171.7 per game in 2013) ... Pac-12 Offensive Player of the Week for the Utah and Oregon games ... Maxwell Award Player of the Week for the Utah game.



CAYMAN BUNDAGE 61
 Offensive Line
 6-2/267, So.-1L
 Oklahoma City, Okla. (Douglass HS)




Started all 12 games at left guard ... Plays with an offensive line that allows UA to average 24 first downs per game, 452.6 yards of total offense per game and score 32.8 points per game ... Member of the offensive line that allowed quarterback B.J. Denker to throw for 14 touchdowns and run for 12 scores while running back Ka'Deem Carey set the Arizona school record for career rushing yards with 4,070 and 17 touchdowns.




BRIAN CHACON 63
 Long Snapper
 6-3/251, Sr.-2L
 Cypress, Calif. (Cypress HS)





Pac-12 All-Academic Honorable Mention ... Played in all 12 games as Arizona's snapper on field goals and point-after attempts ... Arizona kicker Jake Smith has hit 47-of-49 PAT and 12 field goals with a long of 53.




B.J. DENKER 7
 Quarterback
 6-3/184, Sr.-1L
 Torrance, Calif. (North HS/Cerritos College) 


Played in all 12 games as Arizona's signal caller ... Has completed 216 of 357 passes attempted for 2,241 yards and 14 touchdowns ... Rushed for 898 yards on 167 carries with 12 touchdowns ... Has completed passes to 10 different receivers with seven hauling in touchdown passes ... Pac-12 Offensive Player of the Week for the Colorado game.



MARQUIS FLOWERS 2
 Linebacker
 6-3/233, Sr.-3L
 Phoenix, Ariz. (Millennium HS) 

All-Pac-12 Honorable Mention ... Started all 12 games at linebacker ... Leads the team in tackles with 86, including 8.5 tackles for a loss of 18 yards ... Logged one sack for a loss of four yards with two passes broken up ... Recovered a fumble vs. UCLA and one at UNLV he returned for 26 yards ... Picked off a pass vs. Utah for 14 return yards.



FABBIANS EBEBE 73
 Offensive Line
 6-8/311, Jr.-2L
 Chicago, Ill. (Simeon HS) 

Started 11 and played in 12 games at right tackle ... Plays with an offensive line that allows UA to average 24 first downs per game, 452.6 yards of total offense per game and score 32.8 points per game ... Member of the offensive line that allowed quarterback B.J. Denker to throw for 14 touchdowns and run for 12 scores while running back Ka'Deem Carey set the Arizona school record for career rushing yards with 4,070 and 17 touchdowns.




REGGIE GILBERT 84
 Defensive Line
 6-4/261, Jr.-2L
 Laveen, Ariz. (Fairfax HS) 


Pac-12 All-Academic Honorable Mention ... Started all 12 games at defensive end ... Second on the defensive line in total tackles with 33, including 7.0 for a loss of 29 yards ... Also logged 4.0 sacks for a loss of 21 yards ... Forced a fumble vs. UTSA ... Arizona coaches' Player of the Week for the Utah game.



FAITELE FAAFOI 64
 Offensive Line
 6-4/305, So.-1L
 Tustin, Calif. (Tustin HS) 

Played in 12 games in 2013, logging time as a backup on the offensive line and on special teams units ... Plays with an offensive line that allows UA to average 24 first downs per game, 452.6 yards of total offense per game and score 32.8 points per game ... Member of the offensive line that allowed quarterback B.J. Denker to throw for 14 touchdowns and run for 12 scores while running back Ka'Deem Carey set the Arizona school record for career rushing yards with 4,070 and 17 touchdowns.



CHASE GORHAM 50
 Long Snapper
 6-3/235, Jr.-2L
 Scottsdale, Ariz. (Chaparral HS) 

Played in all 12 games as Arizona's snapper on punts ... Handled snapping duties for all 54 of Drew Riggelman's kicks.




JAKE FISCHER 33
 Linebacker
 6-0/221, Sr.-3L
 Oro Valley, Ariz. (Ironwood Ridge HS) 


Team captain ... Pac-12 First-Team All-Academic ... CoSIDA Academic All-District ... Played in 12 and started 11 games at linebacker in 2013 ... Missed one start as Arizona played six in the secondary in the California game ... Second on the team in total tackles with 85, including 2.0 tackles for a loss of three yards ... Scored a touchdown on a 49-yard interception return at UNLV ... Recovered a fumble for six return yards vs. UTSA.




JOURDON GRANDON 26
 Free Safety
 6-0/195, Jr.-2L
 Avondale, Ariz. (Westview HS) 

Started all 12 games at free safety ... Third on the secondary in total tackles with 61 ... Broke up five passes and recovered a fumble vs. Oregon ... Had an interception at California and his first of the season vs. UTSA for 16 return yards ... Arizona coaches' Player of the Week for his performance in the UTSA game.




SAMAJIE GRANT 10
 Receiver
 5-9/173, Fr.-HS
 Compton, Calif. (Colony HS) 

Played in 12 and started nine games at receiver ... Leads the team in receptions with 45 ... No. 3 on the squad in receiving yards with 355 ... Scored his first career touchdown in the UTSA game ... Averages 29.6 yards per game with 3.75 catches per game ... Arizona coaches' Player of the Week for the California game.



TREY GRIFFEY 5
Receiver
6-3/191, Fr.-RS
Orlando, Fla. (Dr. Phillips HS)




Pac-12 All-Academic Honorable Mention ... Played in 10 and started the last three games of the regular season at receiver ... Has 11 receptions for 129 yards with an 11.7 yards per catch average.




JOHNNY JACKSON 30
Receiver
5-10/180, So.-1L
San Diego, Calif. (St. Augustine HS)




Played in 11 and started four games at receiver ... Has 11 receptions for 113 yards while averaging 10.3 yards per catch.




STEVEN GURROLA 56
Offensive Line
6-2/291, Jr.-TR
Phoenix, Ariz. (Washington HS/Glendale C.C.)



Started all 12 games as Arizona's center ... Plays with an offensive line that allows UA to average 24 first downs per game, 452.6 yards of total offense per game and score 32.8 points per game ... Member of the offensive line that allowed quarterback B.J. Denker to throw for 14 touchdowns and run for 12 scores while running back Ka'Deem Carey set the Arizona school record for career rushing yards with 4,070 and 17 touchdowns.



SIR THOMAS JACKSON 53
Linebacker
6-0/221, So.-1L
Seattle, Wash. (O'Dea HS)



Played in 11 games, seeing time on special teams, as part of the linebacker corps and as a member of the SWAT team on third-down defense ... Has eight tackles, including one sack for a loss of six yards.



HANK HOBSON 19
Linebacker
6-3/227, Jr.-2L
Bakersfield, Calif. (Stockdale HS)



Played in all 12 games as a member of the linebacker corps and on the special teams units ... Has six tackles on the season.



DANIEL JENKINS 3
Running Back
5-9/195, Sr.-3L
Moreno Valley, Calif. (Rancho Verde HS)



Played in 12 and started seven games at running back ... Has 58 carries for 377 yards and one touchdown on the season ... Averages 6.5 yards per carry ... Caught 10 receptions for 57 yards and a touchdown ... Named the Arizona coaches' Player of the Week for his performance in the NAU game with his 91-yard touchdown run.



DEVIN HOLIDAY 13
Cornerback
5-10/156, Fr.-HS
San Diego, Calif. (Mission Hills HS)



Played in all 12 games as a backup within the secondary and on special teams ... Has seven tackles on the season and broke up one pass ... Picked off his first career interception for 10 return yards vs. NAU.



TELLAS JONES 14
Safety
6-0/192, Fr.-RS
Miami, Fla. (Booker T. Washington HS/Fort Scott C.C.)



Played in 11 games at safety and as a member of special teams units and as a member of the SWAT team on third-down defense ... Has 13 tackles on the season ... Arizona coaches' Player of the Week for his performance in the Oregon game with four coverage tackles.



TEVIN HOOD 98
Defensive Line
6-0/302, Sr.-1L
Chandler, Ariz. (Hamilton HS/Duke/USD)




All-Pac-12 Honorable Mention ... Pac-12 Second-Team All-Academic ... CoSIDA Academic All-District ... Started 11 and played in 12 games at nose tackle ... Second among the defensive linemen in total tackles with 73, including 7.5 tackles for a loss of 25 yards ... Has one sack for a loss of five yards to his credit ... Forced fumbles vs. UCLA and at UNLV.



TERRIS JONES-GRIGSBY 24
Running Back
5-7/182, Jr.-SQ
Long Beach, Calif. (California HS)




Played in 12 games as a major contributor on special teams ... Has 10 tackles on the special teams units ... Arizona coaches' Player of the Week for the Utah and Oregon games.




KYLE KELLEY 99
 Defensive Line
 6-3/251, Fr.-RS
 Irvine, Calif. (Woodbridge HS)




Played in 12 games at defensive line and as a member of special teams units ... Has two tackles on the season.



TERRENCE MILLER 18
 Receiver/Tight End
 6-4/233, Sr.-3L
 Moreno Valley, Calif. (Rancho Verde HS)




Team captain ... Played in 12 and started 10 games at receiver ... Ability to play any of the receiving positions and a modified tight end ... No. 3 on the squad with 39 receptions and No. 2 on the team with 456 yards ... Scored on a five-yard touchdown pass from B.J. Denker in the Oregon game ... Averages 11.7 yards per catch and 38 yards per game.



ANTHONY LOPEZ 28
 Safety
 5-11/208, So.-1L
 Gilbert, Ariz. (Mesquite HS)




Played in 12 games and earned his first career start against Colorado ... Has 14 tackles on the season, including eight solo ... Has a half sack for a loss of one yard.




WILLIAM PARKS 11
 Safety
 6-1/191, So.-1L
 Philadelphia, Pa. (Germantown HS)



Played in 12 games and earned four starts vs. Utah, Colorado, California and Washington State ... Has 30 tackles on the season, including a half tackle for a loss of five yards ... Broke-up five passes and picked off an interception for 19 return yards at Colorado ... Arizona coaches' Player of the Week for the Colorado game.



LENE MAIAVA 77
 Offensive Line
 6-5/280, So.-1L
 Tafuna, American Samoa (Tafuna HS)



Played in 11 games and earned starts at Washington and USC ... Missed the Utah game ... Plays with an offensive line that allows UA to average 24 first downs per game, 452.6 yards of total offense per game and score 32.8 points per game ... Member of the offensive line that allowed quarterback B.J. Denker to throw for 14 touchdowns and run for 12 scores while running back Ka'Deem Carey set the Arizona school record for career rushing yards with 4,070 and 17 touchdowns.



DAN PETTINATO 90
 Defensive Line
 6-5/271, Jr.-2L
 Grass Valley, Calif. (Nevada Union HS)



Played in nine games after missing the first three while recovering from an injury ... Has eight tackles on the season.




JONATHAN MCKNIGHT 6
 Cornerback
 5-11/171, Jr.-2L
 River Ridge, La. (John Curtis HS)



Started 12 games at cornerback for Arizona ... Leads the team in passes broken up with eight ... Has 48 tackles, including one for a loss of four yards, on the season ... Has two interceptions.




NATE PHILLIPS 6
 Receiver
 5-7/177, Fr.-HS
 Chandler, Ariz. (Basha HS)



All-Pac-12 Honorable Mention ... Played in 12 and started nine games at receiver ... Leads the team in receiving yards with 503 on 42 receptions ... Scored seven touchdowns and averages 12.0 yards per catch.



DEANDRE MILLER 32
 Linebacker
 6-3/225, Fr.-HS
 Buckeye, Ariz. (Buckeye Union HS)




Played in 12 games as a member of the linebacker corps and on special teams ... Has two solo tackles on the season.




CHRIS PUTTON 62
 Offensive Line
 6-4/284, Sr.-3L
 Glendale, Ariz. (Cactus HS)




Played in 12 and started 11 games at right guard ... Plays with an offensive line that allows UA to average 24 first downs per game, 452.6 yards of total offense per game and score 32.8 points per game ... Member of the offensive line that allowed quarterback B.J. Denker to throw for 14 touchdowns and run for 12 scores while running back Ka'Deem Carey set the Arizona school record for career rushing yards with 4,070 and 17 touchdowns.




DAVID RICHARDS **80**
 Receiver
 6-4/214, So.-1L
 Palmdale, Calif. (Palmdale HS)




Played in nine games and started four at receiver ... Missed the first three games while recovering from an injury ... Has 15 receptions for 148 yards and a touch-down ... Averages 9.9 yards per catch.




KIRIFITAUOLA **75**
 Defensive Line
 6-4/265, Jr.-2L
 Garden Grove, Calif. (Servite HS)




Played in all 12 games with the defensive line and started one game at nose tackle vs. Washington State ... Has six tackles on the season with one pass broken up.




SHAQUILLE RICHARDSON **5**
 Cornerback
 6-1/188, Sr.-3L
 Carson, Calif. (Los Alamitos HS)




Started all 12 games at cornerback ... Has 53 total tackles on the season ... Broke-up three passes while collecting three interceptions for 34 return yards ... Has three tackles for a loss of three yards ... Arizona coaches' Player of the Week for the Oregon game.




JARED TEVIS **38**
 Safety
 5-11/195, Jr.-2L
 Tucson, Ariz. (Canyon del Oro HS)




All-Pac-12 Honorable Mention ... Pac-12 First-Team All-Academic ... Arizona's starting "bandit" in the 3-3-5 defense for 10 games ... Missed the Utah and Colorado games because of injury ... Leads the secondary with 78 tackles, including four for a loss of 11 yards and a sack for a loss of seven yards ... Has two passes broken up and three forced fumbles.




DREW RIGGLEMAN **39**
 Punter
 6-2/207, So.-SQ
 Tucson, Ariz. (Sahuaro HS)




Pac-12 All-Academic Honorable Mention ... Arizona's punter in all 12 games this season ... Has 54 kicks for 2,180 yards and an average of 40.4 yards per kick ... Dropped 12 punts inside the 20-yard line with 12 kicks of 50 yards or more ... His long kick of the season, 61 yards, came against Washington State ... Arizona coaches' Player of the Week for the UTSA, California and UCLA games.




SIONE TUIHALAMAKA **91**
 Defensive Line
 6-2/269, Sr.-3L
 Hawthorne, Calif. (Serra HS)



Team captain ... Arizona's starting defensive end in all 12 games ... Leads the team in tackles for loss with 11 for 31 yards ... Leads the defensive line in total tackles with 48, including five sacks for 19 yards lost ... Forced a fumble in the UCLA game ... Arizona coaches' Player of the Week for the Utah game.



YAMEN SANDERS **4**
 Safety
 6-4/196, Fr.-HS
 Inglewood, Calif. (Culver City HS)



Pac-12 All-Academic Honorable Mention ... Played 11 games at safety and as a special teams contributor ... Has five tackles on the season.



DERRICK TURITURI **45**
 Linebacker
 6-1/252, Fr.-HS
 Central Point, Ore. (Crater HS)



Played in all 12 games, seeing time on special teams, as part of the linebacker corps and as a member of the SWAT team on third-down defense ... Has 10 tackles on the season, including 2.5 tackles for a loss of 18 yards ... Arizona coaches' Player of the Week for the Washington State game.



JAKE SMITH **86**
 Kicker
 6-2/201, Sr.-SQ
 Philadelphia, Pa. (Cheltenham HS/Syracuse/Youngstown State)



Pac-12 Second-Team All-Academic ... Arizona's starting placekicker for all 12 games this season ... Made 47 of his 49 attempted extra-point kicks while hitting 12 of 19 field goals attempted ... His season long make of 53 yards came in Arizona's win at California ... Also handles kickoff duties with 76 boots for 4,652 yards and an average of 61.2 yards per kick ... Pac-12 Special Teams Player of the Week for the UNLV game ... Arizona coaches' Player of the Week for the UNLV and Colorado games.



GARIC WHARTON

16

Receiver

6-0/169, Jr.-2L

Las Vegas, Nev. (Valley HS)



Played in 11 and started two games at receiver ... Has 16 catches for 290 yards and two touchdowns ... Averages 18.1 yards per catch with a long of 45.



SHANE WILSON

42

Cornerback

5-10/171, Sr.-SQ

Woodland Hills, Calif. (Calabasas HS)



Played in all 12 games as a significant special teams contributor ... Has six total tackles on the season ... Arizona coaches' Player of the Week for the NAU game.



SCOOBY WRIGHT

31

Linebacker

6-1/230, Fr.-HS

Windsor, Calif. (Cardinal Newman HS)



Second-team Athlon Sports All-America and 247sports.com Freshman All-America ... All-Pac-12 Honorable Mention ... Third on the team in total tackles with 78, including 9.5 tackles for a loss of 29 yards ... Also has half a sack ... Had his first career interception against Oregon for 13 return yards ... Also has one pass broken up.

2013 Arizona Football Arizona Combined Team Statistics (Nov. 30, 2013) All games

| Date | Opponent | Score | Att. |
|------------|----------------------|---------|-------|
| 08/30/13 | NAU | W 35-0 | 53793 |
| 09/07/13 | at UNLV | W 58-13 | 26950 |
| 09/14/13 | UTSA | W 38-13 | 41661 |
| * 09/28/13 | at #16 Washington | L 13-31 | 65815 |
| * 10/10/13 | at USC | L 31-38 | 64215 |
| * 10/19/13 | UTAH | W 35-24 | 50871 |
| * 10/26/13 | at Colorado | W 44-20 | 38679 |
| * 11/02/13 | at California | W 33-28 | 41874 |
| * 11/09/13 | #16 UCLA | L 26-31 | 51531 |
| * 11/16/13 | WASHINGTON STATE | L 17-24 | 42080 |
| * 11/23/13 | #5 OREGON | W 42-16 | 45777 |
| * 11/30/13 | at #13 Arizona State | L 21-58 | 72542 |

| Record: | Overall | Home | Away | Neutral |
|----------------|---------|------|------|---------|
| All games | 7-5 | 4-2 | 3-3 | 0-0 |
| Conference | 4-5 | 2-2 | 2-3 | 0-0 |
| Non-Conference | 3-0 | 2-0 | 1-0 | 0-0 |

| Team Statistics | ARIZ | OPP |
|-------------------------|-----------|------------|
| FIRST DOWNS | 283 | 256 |
| Rushing | 162 | 114 |
| Passing | 103 | 128 |
| Penalty | 18 | 14 |
| RUSHING YARDAGE | 3190 | 2037 |
| Rushing Attempts | 598 | 486 |
| Average Per Rush | 5.3 | 4.2 |
| Average Per Game | 265.8 | 169.8 |
| TDs Rushing | 33 | 16 |
| PASSING YARDAGE | 2241 | 2826 |
| Comp-Att-Int | 216-359-7 | 252-432-16 |
| Average Per Pass | 6.2 | 6.5 |
| Average Per Catch | 10.4 | 11.2 |
| Average Per Game | 186.8 | 235.5 |
| TDs Passing | 14 | 20 |
| TOTAL OFFENSE | 5431 | 4863 |
| Average Per Play | 5.7 | 5.3 |
| Average Per Game | 452.6 | 405.2 |
| KICK RETURNS: #-Yards | 30-609 | 38-742 |
| PUNT RETURNS: #-Yards | 22-166 | 15-50 |
| INT RETURNS: #-Yards | 16-234 | 7-119 |
| FUMBLES-LOST | 22-9 | 12-4 |
| PENALTIES-Yards | 50-455 | 70-671 |
| PUNTS-AVG | 56-39.9 | 64-41.3 |
| TIME OF POSSESSION/Game | 28:48 | 31:12 |
| 3RD-DOWN Conversions | 93/200 | 75/194 |
| 4TH-DOWN Conversions | 11/28 | 12/26 |

| Rushing | gp | att | gain | loss | net | avg | td | lg | avg/g |
|--------------|----|-----|------|------|------|------|----|----|-------|
| Carey, K. | 11 | 322 | 1755 | 39 | 1716 | 5.3 | 17 | 58 | 156.0 |
| Denker, B. | 12 | 167 | 1019 | 121 | 898 | 5.4 | 12 | 54 | 74.8 |
| Jenkins, D. | 12 | 58 | 382 | 5 | 377 | 6.5 | 1 | 91 | 31.4 |
| Baker, J. | 11 | 27 | 130 | 3 | 127 | 4.7 | 0 | 37 | 11.5 |
| Allen, J. | 5 | 8 | 83 | 4 | 79 | 9.9 | 1 | 61 | 15.8 |
| Butler, K. | 12 | 5 | 17 | 0 | 17 | 3.4 | 1 | 5 | 1.4 |
| Phillips, N. | 12 | 2 | 8 | 1 | 7 | 3.5 | 0 | 8 | 0.6 |
| Wharton, G. | 11 | 0 | 4 | 0 | 4 | 0.0 | 1 | 0 | 0.4 |
| Grant, S. | 12 | 1 | 0 | 0 | 0 | 0.0 | 0 | 0 | 0.0 |
| Team | 7 | 8 | 0 | 35 | -35 | -4.4 | 0 | 0 | -5.0 |
| Total | 12 | 598 | 3398 | 208 | 3190 | 5.3 | 33 | 91 | 265.8 |
| Opponents | 12 | 486 | 2265 | 228 | 2037 | 4.2 | 16 | 79 | 169.8 |

| Passing | gp | effic | comp-att-int | pct | yds | td | lg | avg/g |
|------------|----|--------|--------------|------|------|----|----|-------|
| Denker, B. | 12 | 122.25 | 216-357-7 | 60.5 | 2241 | 14 | 60 | 186.8 |
| Allen, J. | 5 | 0.00 | 0-1-0 | 0.0 | 0 | 0 | 0 | 0.0 |
| Team | 7 | 0.00 | 0-1-0 | 0.0 | 0 | 0 | 0 | 0.0 |
| Total | 12 | 121.57 | 216-359-7 | 60.2 | 2241 | 14 | 60 | 186.8 |
| Opponents | 12 | 121.15 | 252-432-16 | 58.3 | 2826 | 20 | 75 | 235.5 |

| Receiving | gp | no. | yds | avg | td | lg | avg/g |
|--------------|----|-----|------|------|----|----|-------|
| Grant, S. | 12 | 45 | 355 | 7.9 | 1 | 27 | 29.6 |
| Phillips, N. | 12 | 42 | 503 | 12.0 | 7 | 57 | 41.9 |
| Miller, T. | 12 | 39 | 456 | 11.7 | 1 | 60 | 38.0 |
| Carey, K. | 11 | 26 | 173 | 6.7 | 1 | 24 | 15.7 |
| Wharton, G. | 11 | 16 | 290 | 18.1 | 2 | 45 | 26.4 |
| Richards, D. | 9 | 15 | 148 | 9.9 | 1 | 24 | 16.4 |
| Griffey, T. | 10 | 11 | 129 | 11.7 | 0 | 23 | 12.9 |
| Jackson, J. | 11 | 11 | 113 | 10.3 | 0 | 32 | 10.3 |
| Jenkins, D. | 12 | 10 | 57 | 5.7 | 1 | 13 | 4.8 |
| Baker, J. | 11 | 1 | 17 | 17.0 | 0 | 17 | 1.5 |
| Total | 12 | 216 | 2241 | 10.4 | 14 | 60 | 186.8 |
| Opponents | 12 | 252 | 2826 | 11.2 | 20 | 75 | 235.5 |

| Field Goals | fg | pct. | 01-19 | 20-29 | 30-39 | 40-49 | 50-99 | lg | blk |
|-------------|-------|------|-------|-------|-------|-------|-------|----|-----|
| Smith, J. | 12-19 | 63.2 | 0-0 | 7-8 | 2-5 | 2-4 | 1-2 | 53 | 0 |

| Scoring | td | fg | PAT | | | | dpx | saf | pts |
|---------------|----|-------|-------|------|-----|------|-----|-----|-----|
| | | | kick | rush | rcv | pass | | | |
| Carey, K. | 18 | - | - | - | - | - | - | 108 | |
| Smith, J. | - | 12-19 | 47-49 | - | - | - | - | 83 | |
| Denker, B. | 12 | - | - | 1-1 | 0-1 | - | - | 74 | |
| Phillips, N. | 7 | - | - | - | - | - | - | 42 | |
| Wharton, G. | 3 | - | - | - | - | - | - | 18 | |
| Jenkins, D. | 2 | - | - | - | - | - | - | 12 | |
| Bondurant, T. | 2 | - | - | - | - | - | - | 12 | |
| Fischer, J. | 1 | - | - | - | - | - | - | 6 | |
| Flowers, M. | 1 | - | - | - | - | - | - | 6 | |
| Butler, K. | 1 | - | - | - | - | - | - | 6 | |
| Allen, J. | 1 | - | - | - | - | - | - | 6 | |
| Richards, D. | 1 | - | - | - | - | - | - | 6 | |
| Miller, T. | 1 | - | - | - | - | - | - | 6 | |
| Grant, S. | 1 | - | - | - | - | - | - | 6 | |
| Team | - | - | - | - | - | - | 1 | 2 | |
| Total | 51 | 12-19 | 47-49 | 1-1 | 0-1 | - | 1 | 393 | |
| Opponents | 37 | 13-20 | 33-36 | 0-1 | - | - | 1 | 296 | |

| Score by Quarters | 1st | 2nd | 3rd | 4th | OT | Total |
|-------------------|-----|-----|-----|-----|----|-------|
| Arizona | 88 | 133 | 89 | 83 | 0 | 393 |
| Opponents | 86 | 69 | 69 | 72 | 0 | 296 |

| Interceptions | no. | yds | avg | td | lg |
|----------------|-----|-----|------|----|----|
| Bondurant, T. | 4 | 79 | 19.8 | 2 | 52 |
| Richardson, S. | 3 | 34 | 11.3 | 0 | 19 |
| McKnight, J. | 2 | 0 | 0.0 | 0 | 0 |
| Grandon, J. | 2 | 16 | 8.0 | 0 | 16 |
| Flowers, M. | 1 | 14 | 14.0 | 1 | 14 |
| Holiday, D. | 1 | 10 | 10.0 | 0 | 10 |
| Parks, W. | 1 | 19 | 19.0 | 0 | 19 |
| Wright, S. | 1 | 13 | 13.0 | 0 | 13 |
| Fischer, J. | 1 | 49 | 49.0 | 1 | 49 |

| Punting | no. | yds | avg | lg | tb | fc | i20 | 50+ | blk |
|---------------|-----|------|------|----|----|----|-----|-----|-----|
| Riggleman, D. | 54 | 2180 | 40.4 | 61 | 4 | 10 | 17 | 12 | 0 |
| Team | 1 | 12 | 12.0 | 12 | 0 | 0 | 0 | 0 | 1 |
| Denker, B. | 1 | 44 | 44.0 | 44 | 0 | 0 | 1 | 0 | 0 |

| Punt Returns | no. | yds | avg | td | lg |
|--------------|-----|-----|-----|----|----|
| Jackson, J. | 13 | 111 | 8.5 | 0 | 25 |
| Phillips, N. | 9 | 55 | 6.1 | 0 | 19 |
| Total | 22 | 166 | 7.5 | 0 | 25 |
| Opponents | 15 | 50 | 3.3 | 0 | 16 |

| Kick Returns | no. | yds | avg | td | lg |
|--------------|-----|-----|------|----|----|
| Grant, S. | 9 | 166 | 18.4 | 0 | 25 |
| Baker, J. | 9 | 210 | 23.3 | 0 | 34 |
| Phillips, N. | 6 | 116 | 19.3 | 0 | 26 |
| Jackson, J. | 4 | 68 | 17.0 | 0 | 24 |
| Jenkins, D. | 2 | 49 | 24.5 | 0 | 31 |
| Total | 30 | 609 | 20.3 | 0 | 34 |
| Opponents | 38 | 742 | 19.5 | 0 | 49 |

| All Purpose | g | rush | rcv | pr | kr | ir | total | avg/g |
|--------------|----|------|------|-----|-----|-----|-------|-------|
| Carey, K. | 11 | 1716 | 173 | 0 | 0 | 0 | 1889 | 171.7 |
| Denker, B. | 12 | 898 | 0 | 0 | 0 | 0 | 898 | 74.8 |
| Phillips, N. | 12 | 7 | 503 | 55 | 116 | 0 | 681 | 56.8 |
| Grant, S. | 12 | 0 | 355 | 0 | 166 | 0 | 521 | 43.4 |
| Jenkins, D. | 12 | 377 | 57 | 0 | 49 | 0 | 483 | 40.2 |
| Total | 12 | 3190 | 2241 | 166 | 609 | 234 | 6440 | 536.7 |
| Opponents | 12 | 2037 | 2826 | 50 | 742 | 119 | 5774 | 481.2 |

| Total Offense | g | plays | rush | pass | total | avg/g |
|---------------|----|-------|------|------|-------|-------|
| Denker, B. | 12 | 524 | 898 | 2241 | 3139 | 261.6 |
| Carey, K. | 11 | 322 | 1716 | 0 | 1716 | 156.0 |
| Jenkins, D. | 12 | 58 | 377 | 0 | 377 | 31.4 |
| Baker, J. | 11 | 27 | 127 | 0 | 127 | 11.5 |

**2013 Arizona Football
Arizona Overall Team Statistics (Nov. 30, 2013)
All games**

| Team Statistics | ARIZ | OPP |
|-------------------------|-------------|-------------|
| SCORING | 393 | 296 |
| Points Per Game | 32.8 | 24.7 |
| FIRST DOWNS | 283 | 256 |
| Rushing | 162 | 114 |
| Passing | 103 | 128 |
| Penalty | 18 | 14 |
| RUSHING YARDAGE | 3190 | 2037 |
| Yards gained rushing | 3398 | 2265 |
| Yards lost rushing | 208 | 228 |
| Rushing Attempts | 598 | 486 |
| Average Per Rush | 5.3 | 4.2 |
| Average Per Game | 265.8 | 169.8 |
| TDs Rushing | 33 | 16 |
| PASSING YARDAGE | 2241 | 2826 |
| Comp-Att-Int | 216-359-7 | 252-432-16 |
| Average Per Pass | 6.2 | 6.5 |
| Average Per Catch | 10.4 | 11.2 |
| Average Per Game | 186.8 | 235.5 |
| TDs Passing | 14 | 20 |
| TOTAL OFFENSE | 5431 | 4863 |
| Total Plays | 957 | 918 |
| Average Per Play | 5.7 | 5.3 |
| Average Per Game | 452.6 | 405.2 |
| KICK RETURNS: #-Yards | 30-609 | 38-742 |
| PUNT RETURNS: #-Yards | 22-166 | 15-50 |
| INT RETURNS: #-Yards | 16-234 | 7-119 |
| KICK RETURN AVERAGE | 20.3 | 19.5 |
| PUNT RETURN AVERAGE | 7.5 | 3.3 |
| INT RETURN AVERAGE | 14.6 | 17.0 |
| FUMBLES-LOST | 22-9 | 12-4 |
| PENALTIES-Yards | 50-455 | 70-671 |
| Average Per Game | 37.9 | 55.9 |
| PUNTS-Yards | 56-2236 | 64-2644 |
| Average Per Punt | 39.9 | 41.3 |
| Net punt average | 37.6 | 38.4 |
| KICKOFFS-Yards | 76-4652 | 62-3934 |
| Average Per Kick | 61.2 | 63.5 |
| Net kick average | 39.6 | 41.5 |
| TIME OF POSSESSION/Game | 28:48 | 31:12 |
| 3RD-DOWN Conversions | 93/200 | 75/194 |
| 3rd-Down Pct | 46% | 39% |
| 4TH-DOWN Conversions | 11/28 | 12/26 |
| 4th-Down Pct | 39% | 46% |
| SACKS BY-Yards | 21-109 | 16-75 |
| MISC YARDS | 0 | 0 |
| TOUCHDOWNS SCORED | 51 | 37 |
| FIELD GOALS-ATTEMPTS | 12-19 | 13-20 |
| ON-SIDE KICKS | 0-0 | 0-1 |
| RED-ZONE SCORES | (42-51) 82% | (30-35) 86% |
| RED-ZONE TOUCHDOWNS | (33-51) 65% | (24-35) 69% |
| PAT-ATTEMPTS | (47-49) 96% | (33-36) 92% |
| ATTENDANCE | 285713 | 310075 |
| Games/Avg Per Game | 6/47619 | 6/51679 |
| Neutral Site Games | | 0/0 |

| Score by Quarters | 1st | 2nd | 3rd | 4th | OT | Total |
|--------------------------|------------|------------|------------|------------|-----------|--------------|
| Arizona | 88 | 133 | 89 | 83 | 0 | 393 |
| Opponents | 86 | 69 | 69 | 72 | 0 | 296 |

**2013 Arizona Football
Arizona Overall Individual Statistics (Nov. 30, 2013)
All games**

| Rushing | gp | att | gain | loss | net | avg | td | lg | avg/g |
|------------------|-----------|------------|-------------|-------------|-------------|------------|-----------|-----------|--------------|
| Carey, K. | 11 | 322 | 1755 | 39 | 1716 | 5.3 | 17 | 58 | 156.0 |
| Denker, B. | 12 | 167 | 1019 | 121 | 898 | 5.4 | 12 | 54 | 74.8 |
| Jenkins, D. | 12 | 58 | 382 | 5 | 377 | 6.5 | 1 | 91 | 31.4 |
| Baker, J. | 11 | 27 | 130 | 3 | 127 | 4.7 | 0 | 37 | 11.5 |
| Allen, J. | 5 | 8 | 83 | 4 | 79 | 9.9 | 1 | 61 | 15.8 |
| Butler, K. | 12 | 5 | 17 | 0 | 17 | 3.4 | 1 | 5 | 1.4 |
| Phillips, N. | 12 | 2 | 8 | 1 | 7 | 3.5 | 0 | 8 | 0.6 |
| Wharton, G. | 11 | 0 | 4 | 0 | 4 | 0.0 | 1 | 0 | 0.4 |
| Grant, S. | 12 | 1 | 0 | 0 | 0 | 0.0 | 0 | 0 | 0.0 |
| Team | 7 | 8 | 0 | 35 | -35 | -4.4 | 0 | 0 | -5.0 |
| Total | 12 | 598 | 3398 | 208 | 3190 | 5.3 | 33 | 91 | 265.8 |
| Opponents | 12 | 486 | 2265 | 228 | 2037 | 4.2 | 16 | 79 | 169.8 |

| Passing | gp | effic | comp-att-int | pct | yds | td | lg | avg/g |
|------------------|-----------|---------------|---------------------|-------------|-------------|-----------|-----------|--------------|
| Denker, B. | 12 | 122.25 | 216-357-7 | 60.5 | 2241 | 14 | 60 | 186.8 |
| Allen, J. | 5 | 0.00 | 0-1-0 | 0.0 | 0 | 0 | 0 | 0.0 |
| Team | 7 | 0.00 | 0-1-0 | 0.0 | 0 | 0 | 0 | 0.0 |
| Total | 12 | 121.57 | 216-359-7 | 60.2 | 2241 | 14 | 60 | 186.8 |
| Opponents | 12 | 121.15 | 252-432-16 | 58.3 | 2826 | 20 | 75 | 235.5 |

| Receiving | gp | no. | yds | avg | td | lg | avg/g |
|------------------|-----------|------------|-------------|-------------|-----------|-----------|--------------|
| Grant, S. | 12 | 45 | 355 | 7.9 | 1 | 27 | 29.6 |
| Phillips, N. | 12 | 42 | 503 | 12.0 | 7 | 57 | 41.9 |
| Miller, T. | 12 | 39 | 456 | 11.7 | 1 | 60 | 38.0 |
| Carey, K. | 11 | 26 | 173 | 6.7 | 1 | 24 | 15.7 |
| Wharton, G. | 11 | 16 | 290 | 18.1 | 2 | 45 | 26.4 |
| Richards, D. | 9 | 15 | 148 | 9.9 | 1 | 24 | 16.4 |
| Griffey, T. | 10 | 11 | 129 | 11.7 | 0 | 23 | 12.9 |
| Jackson, J. | 11 | 11 | 113 | 10.3 | 0 | 32 | 10.3 |
| Jenkins, D. | 12 | 10 | 57 | 5.7 | 1 | 13 | 4.8 |
| Baker, J. | 11 | 1 | 17 | 17.0 | 0 | 17 | 1.5 |
| Total | 12 | 216 | 2241 | 10.4 | 14 | 60 | 186.8 |
| Opponents | 12 | 252 | 2826 | 11.2 | 20 | 75 | 235.5 |

| Punt Returns | no. | yds | avg | td | lg |
|---------------------|------------|------------|------------|-----------|-----------|
| Jackson, J. | 13 | 111 | 8.5 | 0 | 25 |
| Phillips, N. | 9 | 55 | 6.1 | 0 | 19 |
| Total | 22 | 166 | 7.5 | 0 | 25 |
| Opponents | 15 | 50 | 3.3 | 0 | 16 |

| Interceptions | no. | yds | avg | td | lg |
|----------------------|------------|------------|-------------|-----------|-----------|
| Bondurant, T. | 4 | 79 | 19.8 | 2 | 52 |
| Richardson, S. | 3 | 34 | 11.3 | 0 | 19 |
| Grandon, J. | 2 | 16 | 8.0 | 0 | 16 |
| McKnight, J. | 2 | 0 | 0.0 | 0 | 0 |
| Holiday, D. | 1 | 10 | 10.0 | 0 | 10 |
| Wright, S. | 1 | 13 | 13.0 | 0 | 13 |
| Fischer, J. | 1 | 49 | 49.0 | 1 | 49 |
| Flowers, M. | 1 | 14 | 14.0 | 1 | 14 |
| Parks, W. | 1 | 19 | 19.0 | 0 | 19 |
| Total | 16 | 234 | 14.6 | 4 | 52 |
| Opponents | 7 | 119 | 17.0 | 1 | 64 |

| Kick Returns | no. | yds | avg | td | lg |
|---------------------|------------|------------|-------------|-----------|-----------|
| Grant, S. | 9 | 166 | 18.4 | 0 | 25 |
| Baker, J. | 9 | 210 | 23.3 | 0 | 34 |
| Phillips, N. | 6 | 116 | 19.3 | 0 | 26 |
| Jackson, J. | 4 | 68 | 17.0 | 0 | 24 |
| Jenkins, D. | 2 | 49 | 24.5 | 0 | 31 |
| Total | 30 | 609 | 20.3 | 0 | 34 |
| Opponents | 38 | 742 | 19.5 | 0 | 49 |

| Fumble Returns | no. | yds | avg | td | lg |
|-----------------------|------------|------------|-------------|-----------|-----------|
| Fischer, J. | 1 | 6 | 6.0 | 0 | 6 |
| Flowers, M. | 1 | 36 | 36.0 | 0 | 36 |
| Total | 2 | 42 | 21.0 | 0 | 36 |
| Opponents | 0 | 0 | 0.0 | 0 | 0 |

**2013 Arizona Football
Arizona Overall Individual Statistics (Nov. 30, 2013)
All games**

| Scoring | td | fg | PAT | | | | dpx | saf | pts | Total Offense | g | plays | rush | pass | total | avg/g |
|---------------|----|-------|-------|------|-----|------|-----|-----|-----|---------------|----|-------|------|------|-------|-------|
| | | | kick | rush | rcv | pass | | | | | | | | | | |
| Carey, K. | 18 | - | - | - | - | - | - | - | 108 | Denker, B. | 12 | 524 | 898 | 2241 | 3139 | 261.6 |
| Smith, J. | - | 12-19 | 47-49 | - | - | - | - | - | 83 | Carey, K. | 11 | 322 | 1716 | 0 | 1716 | 156.0 |
| Denker, B. | 12 | - | - | 1-1 | - | 0-1 | - | - | 74 | Jenkins, D. | 12 | 58 | 377 | 0 | 377 | 31.4 |
| Phillips, N. | 7 | - | - | - | - | - | - | - | 42 | Baker, J. | 11 | 27 | 127 | 0 | 127 | 11.5 |
| Wharton, G. | 3 | - | - | - | - | - | - | - | 18 | Allen, J. | 5 | 9 | 79 | 0 | 79 | 15.8 |
| Bondurant, T. | 2 | - | - | - | - | - | - | - | 12 | Butler, K. | 12 | 5 | 17 | 0 | 17 | 1.4 |
| Jenkins, D. | 2 | - | - | - | - | - | - | - | 12 | Phillips, N. | 12 | 2 | 7 | 0 | 7 | 0.6 |
| Grant, S. | 1 | - | - | - | - | - | - | - | 6 | Wharton, G. | 11 | 0 | 4 | 0 | 4 | 0.4 |
| Butler, K. | 1 | - | - | - | - | - | - | - | 6 | Team | 7 | 9 | -35 | 0 | -35 | -5.0 |
| Allen, J. | 1 | - | - | - | - | - | - | - | 6 | Total | 12 | 957 | 3190 | 2241 | 5431 | 452.6 |
| Miller, T. | 1 | - | - | - | - | - | - | - | 6 | Opponents | 12 | 918 | 2037 | 2826 | 4863 | 405.2 |
| Richards, D. | 1 | - | - | - | - | - | - | - | 6 | | | | | | | |
| Flowers, M. | 1 | - | - | - | - | - | - | - | 6 | | | | | | | |
| Fischer, J. | 1 | - | - | - | - | - | - | - | 6 | | | | | | | |
| Team | - | - | - | - | - | - | - | 1 | 2 | | | | | | | |
| Total | 51 | 12-19 | 47-49 | 1-1 | - | 0-1 | - | - | 1 | 393 | | | | | | |
| Opponents | 37 | 13-20 | 33-36 | 0-1 | - | - | - | - | 1 | 296 | | | | | | |

| Field Goals | fg | pct. | 01-19 | 20-29 | 30-39 | 40-49 | 50-99 | lg | blk | Punting | no. | yds | avg | lg | tb | fc | i20 | 50+ | blk |
|-------------|-------|------|-------|-------|-------|-------|-------|----|-----|---------------|-----|------|------|----|----|----|-----|-----|-----|
| Smith, J. | 12-19 | 63.2 | 0-0 | 7-8 | 2-5 | 2-4 | 1-2 | 53 | 0 | Riggleman, D. | 54 | 2180 | 40.4 | 61 | 4 | 10 | 17 | 12 | 0 |
| | | | | | | | | | | Team | 1 | 12 | 12.0 | 12 | 0 | 0 | 0 | 0 | 1 |

| FG Sequence | Arizona | Opponents |
|------------------|-------------------|----------------|
| NAU | 28 | 42,45 |
| UNLV | (41),39,(29),(30) | - |
| UTSA | (23) | (34),(43) |
| Washington | - | (42) |
| USC | 38,(27) | (45) |
| Utah | - | 42,(44),40 |
| Colorado | (37),(26),(28) | (53),52,(48) |
| California | (53),55 | 50 |
| UCLA | (44),(27) | (34) |
| Washington State | 40,(25),34 | (24),46 |
| Oregon | - | (33) |
| Arizona State | 42 | (38),(21),(23) |

| Punting | no. | yds | avg | lg | tb | fc | i20 | 50+ | blk |
|------------|-----|------|------|----|----|----|-----|-----|-----|
| Denker, B. | 1 | 44 | 44.0 | 44 | 0 | 0 | 1 | 0 | 0 |
| Total | 56 | 2236 | 39.9 | 61 | 4 | 10 | 18 | 12 | 1 |
| Opponents | 64 | 2644 | 41.3 | 59 | 1 | 16 | 30 | 12 | 0 |

| Kickoffs | no. | yds | avg | tb | ob | retn | net | ydln |
|-----------|-----|------|------|----|----|------|------|------|
| Smith, J. | 76 | 4652 | 61.2 | 36 | 0 | | | |
| Total | 76 | 4652 | 61.2 | 36 | 0 | 19.5 | 39.6 | 25 |
| Opponents | 62 | 3934 | 63.5 | 30 | 2 | 20.3 | 41.5 | 23 |

Numbers in (parentheses) indicate field goal was made.

| All Purpose | g | rush | rcv | pr | kr | ir | total | avg/g |
|----------------|----|------|------|-----|-----|-----|-------|-------|
| Carey, K. | 11 | 1716 | 173 | 0 | 0 | 0 | 1889 | 171.7 |
| Denker, B. | 12 | 898 | 0 | 0 | 0 | 0 | 898 | 74.8 |
| Phillips, N. | 12 | 7 | 503 | 55 | 116 | 0 | 681 | 56.8 |
| Grant, S. | 12 | 0 | 355 | 0 | 166 | 0 | 521 | 43.4 |
| Jenkins, D. | 12 | 377 | 57 | 0 | 49 | 0 | 483 | 40.2 |
| Miller, T. | 12 | 0 | 456 | 0 | 0 | 0 | 456 | 38.0 |
| Baker, J. | 11 | 127 | 17 | 0 | 210 | 0 | 354 | 32.2 |
| Wharton, G. | 11 | 4 | 290 | 0 | 0 | 0 | 294 | 26.7 |
| Jackson, J. | 11 | 0 | 113 | 111 | 68 | 0 | 292 | 26.5 |
| Richards, D. | 9 | 0 | 148 | 0 | 0 | 0 | 148 | 16.4 |
| Griffey, T. | 10 | 0 | 129 | 0 | 0 | 0 | 129 | 12.9 |
| Bondurant, T. | 11 | 0 | 0 | 0 | 0 | 79 | 79 | 7.2 |
| Allen, J. | 5 | 79 | 0 | 0 | 0 | 0 | 79 | 15.8 |
| Fischer, J. | 12 | 0 | 0 | 0 | 0 | 49 | 49 | 4.1 |
| Richardson, S. | 12 | 0 | 0 | 0 | 0 | 34 | 34 | 2.8 |
| Parks, W. | 12 | 0 | 0 | 0 | 0 | 19 | 19 | 1.6 |
| Butler, K. | 12 | 17 | 0 | 0 | 0 | 0 | 17 | 1.4 |
| Grandon, J. | 12 | 0 | 0 | 0 | 0 | 16 | 16 | 1.3 |
| Flowers, M. | 12 | 0 | 0 | 0 | 0 | 14 | 14 | 1.2 |
| Wright, S. | 12 | 0 | 0 | 0 | 0 | 13 | 13 | 1.1 |
| Holiday, D. | 12 | 0 | 0 | 0 | 0 | 10 | 10 | 0.8 |
| Team | 7 | -35 | 0 | 0 | 0 | 0 | -35 | -5.0 |
| Total | 12 | 3190 | 2241 | 166 | 609 | 234 | 6440 | 536.7 |
| Opponents | 12 | 2037 | 2826 | 50 | 742 | 119 | 5774 | 481.2 |

**2013 Arizona Football
Arizona Overall Defensive Statistics (Nov. 30, 2013)
All games**

| # | Defensive Leaders | gp | Tackles | | | tfl/yds | Sacks | Pass defense | | | Fumbles | | blkd | |
|----|-------------------|----|---------|-----|-----|---------|--------|--------------|------|-----|---------|----|------|-----|
| | | | ua | a | tot | | no-yds | int-yds | brup | qbh | rcv-yds | ff | kick | saf |
| 2 | Flowers, M. | 12 | 48 | 38 | 86 | 8.5-18 | 1.0-4 | 1-14 | 2 | | 2-36 | | | |
| 33 | Fischer, J. | 12 | 48 | 37 | 85 | 2.0-3 | | 1-49 | | | 1-6 | | | |
| 31 | Wright, S. | 12 | 42 | 36 | 78 | 9.5-29 | 0.5-0 | 1-13 | 1 | 1 | | | | |
| 38 | Tevis, J. | 10 | 55 | 23 | 78 | 4.0-11 | 1.0-7 | | 2 | | | 3 | | |
| 21 | Bondurant, T. | 11 | 41 | 25 | 66 | 7.0-25 | 2.0-15 | 4-79 | 5 | 1 | | 1 | | |
| 26 | Grandon, J. | 12 | 46 | 15 | 61 | | | 2-16 | 5 | | 1-0 | 1 | | |
| 5 | Richardson, S. | 12 | 38 | 15 | 53 | 3.0-3 | | 3-34 | 3 | | | | | |
| 91 | Tuihalamaka, S. | 12 | 26 | 22 | 48 | 11.0-31 | 5.0-19 | | | | | 1 | | |
| 6 | McKnight, J. | 12 | 39 | 9 | 48 | 1.0-4 | | 2-0 | 8 | 1 | | | | |
| 98 | Hood, T. | 12 | 22 | 15 | 37 | 7.5-25 | 1.0-5 | | | 1 | | 2 | | |
| 84 | Gilbert, R. | 12 | 15 | 18 | 33 | 7.0-29 | 4.0-21 | | | | | 1 | | |
| 11 | Parks, W. | 12 | 16 | 14 | 30 | 0.5-1 | | 1-19 | 5 | | | | | |
| 28 | Lopez, A. | 12 | 8 | 6 | 14 | 0.5-1 | | | | | | | | |
| 14 | Jones, Tel. | 11 | 7 | 6 | 13 | | | | | | | | | |
| 43 | Washington, J. | 12 | 8 | 5 | 13 | 3.5-16 | 1.5-9 | | 1 | 1 | | | | |
| 24 | Jones-Grigsby | 12 | 5 | 5 | 10 | | | | | | | | | |
| 45 | Turituri, D. | 12 | 6 | 4 | 10 | 2.5-18 | 2.5-18 | | | | | | | |
| 53 | Jackson, S. | 11 | 6 | 2 | 8 | 1.0-6 | 1.0-6 | | | | | | | |
| 90 | Pettinato, D. | 9 | 2 | 6 | 8 | | | | | 1 | | | | |
| 13 | Holiday, D. | 12 | 6 | 1 | 7 | | | 1-10 | 1 | | | | | |
| 75 | Taula, K. | 12 | 4 | 2 | 6 | | | | 1 | | | | | |
| 3 | Bush-Loo, K. | 12 | 3 | 3 | 6 | 0.5-4 | 0.5-4 | | | | | | | |
| 42 | Wilson, S. | 12 | 4 | 2 | 6 | | | | | | | | | |
| 19 | Hobson, H. | 12 | 5 | 1 | 6 | | | | | | | | | |
| 20 | Ermisch, Tr. | 8 | 3 | 2 | 5 | | | | | | | | | |
| 10 | Sanders, Y. | 11 | 2 | 3 | 5 | | | | | | | | | |
| 0E | Griffey, T. | 10 | 1 | 2 | 3 | | | | | | | | | |
| 1 | Babiash, D. | 9 | 1 | 1 | 2 | | | | | | | | | |
| 0B | Butler, K. | 12 | 2 | | 2 | | | | | | | | | |
| 99 | Kelley, K. | 12 | 1 | 1 | 2 | | | | | | | | | |
| 32 | Miller, D. | 12 | 2 | | 2 | | | | | | | | | |
| 46 | Brady, B. | 12 | 1 | 1 | 2 | | | | | | | | | |
| 86 | Smith, J. | 12 | 2 | | 2 | | | | | | | | | |
| 27 | Allah, J. | 6 | 2 | | 2 | | | | | | | | | |
| 50 | Gorham, C. | 12 | 1 | | 1 | | | | | | | | | |
| 61 | Bundage, C. | 12 | 1 | | 1 | | | | | | | | | |
| 8 | Morrison, R. | 8 | 1 | | 1 | | | | | | | | | |
| 97 | Melvin, D. | 6 | 1 | | 1 | 1.0-2 | | | | | | | | |
| 17 | Rainey, D. | 6 | 1 | | 1 | | | | | | | | | |
| 12 | Capers, W. | 3 | 1 | | 1 | | | | 1 | | | | | |
| 73 | Ebbele, F. | 12 | 1 | | 1 | | | | | | | | | |
| 68 | Baucus, M. | 12 | 1 | | 1 | | | | | | | | | |
| 30 | Jackson, J. | 11 | 1 | | 1 | | | | | | | | | |
| 23 | Baker, J. | 11 | | 1 | 1 | | | | | | | | | |
| 18 | Miller, T. | 12 | 1 | | 1 | | | | | | | | | |
| 0G | Denker, B. | 12 | 1 | | 1 | | | | | | | | | |
| TM | Team | 7 | 1 | | 1 | 1.0-1 | 1.0-1 | | | | | | 1 | |
| | Total | 12 | 529 | 321 | 850 | 71-227 | 21-109 | 16-234 | 35 | 6 | 4-42 | 9 | 1 | |
| | Opponents | 12 | 596 | 341 | 937 | 53-174 | 16-75 | 7-119 | 29 | 6 | 9-0 | 9 | 2 1 | |

2013 Arizona Football Arizona Team Game-by-Game Comparison (Nov. 30, 2013) All games

| Opponent | Score | Total | First Downs | | | Pan | Rushing Number-Yards | Comp-Att-Int | Passing | | | Total Offense Plays-Yards | Return Yards | Turn- Overs |
|------------------|-------------------------|-------------------------|------------------------|-----------------|------------------|----------------------------|-------------------------------|--------------------------|----------------------------|-------------------|----------------|------------------------------|-----------------|----------------|
| | | | Rush | Pass | Pen | | | | Yds/Play | Yds/Pass | Yds | | | |
| NAU | 35 - 0 | 14 / 15 | 9 / 6 | 4 / 8 | 1 / 1 | 34-306 / 39-94 | 9-13-0 / 21-36-3 | 87 / 176 | 47-393 / 75-270 | 56 / 34 | 0 / 3 | | | |
| UNLV | 58 - 13 | 25 / 10 | 20 / 8 | 3 / 2 | 2 / 0 | 69-397 / 35-157 | 8-21-0 / 9-28-2 | 81 / 125 | 90-478 / 63-282 | 238 / 99 | 1 / 3 | | | |
| UTSA | 38 - 13 | 25 / 23 | 17 / 8 | 7 / 15 | 1 / 0 | 48-264 / 29-102 | 14-21-0 / 30-47-1 | 158 / 277 | 69-422 / 76-379 | 55 / 45 | 1 / 2 | | | |
| Washington | 13 - 31 | 19 / 24 | 11 / 12 | 6 / 8 | 2 / 4 | 49-199 / 61-244 | 14-37-2 / 14-25-1 | 119 / 165 | 86-318 / 86-409 | 91 / 77 | 2 / 1 | | | |
| USC | 31 - 38 | 25 / 27 | 9 / 13 | 16 / 11 | 0 / 3 | 33-145 / 45-249 | 28-44-0 / 15-30-0 | 363 / 297 | 77-508 / 75-546 | 132 / 51 | 0 / 0 | | | |
| UTAH | 35 - 24 | 26 / 16 | 15 / 9 | 9 / 7 | 2 / 0 | 58-300 / 42-172 | 18-30-0 / 15-32-2 | 168 / 157 | 88-468 / 74-329 | 62 / 56 | 2 / 2 | | | |
| Colorado | 44 - 20 | 26 / 19 | 17 / 7 | 9 / 9 | 0 / 3 | 50-405 / 42-137 | 21-32-1 / 17-33-1 | 265 / 212 | 82-670 / 75-349 | 42 / 105 | 2 / 1 | | | |
| California | 33 - 28 | 26 / 24 | 12 / 6 | 11 / 16 | 3 / 2 | 51-187 / 26-130 | 24-38-0 / 34-56-2 | 261 / 289 | 89-448 / 82-419 | 98 / 112 | 0 / 2 | | | |
| UCLA | 26 - 31 | 24 / 22 | 11 / 13 | 11 / 9 | 2 / 0 | 47-239 / 49-249 | 20-33-1 / 18-26-0 | 166 / 227 | 80-425 / 75-476 | 22 / 68 | 2 / 1 | | | |
| WASHINGTON STATE | 17 - 24 | 24 / 27 | 10 / 8 | 12 / 18 | 2 / 1 | 45-195 / 27-101 | 26-38-0 / 39-53-1 | 200 / 319 | 83-395 / 80-420 | 67 / 29 | 2 / 1 | | | |
| OREGON | 42 - 16 | 29 / 27 | 17 / 12 | 10 / 15 | 2 / 0 | 65-304 / 39-198 | 19-22-0 / 27-41-2 | 178 / 308 | 87-482 / 80-506 | 44 / 141 | 0 / 3 | | | |
| Arizona State | 21 - 58 | 20 / 22 | 14 / 12 | 5 / 10 | 1 / 0 | 49-249 / 52-204 | 15-30-3 / 13-25-1 | 175 / 274 | 79-424 / 77-478 | 144 / 94 | 4 / 1 | | | |
| Totals | 393 - 296/283 | 256 / 162 | 114 / 103 | 128 / 18 | 14 / 14 | 588-3190 / 486-2037 | 216-359-7 / 252-432-16 | 2241 / 2826 | 957-5431 / 918-4863 | 1051 / 911 | 16 / 20 | | | |
| Opponent | 3rd Down Conversions | 4th Down Conversions | Time of Possession | TOP Margin | Avg Yds/Rush | Avg Yds/Pass | Avg Yds/Play | Punting Number-Avg | Penalties Number-Yards | Sacks | | | | |
| NAU | 4-10 / 4-19 | 0-1 / 4-5 | 19:44 / 40:16 | -20:32 | 9.0 / 2.4 | 6.7 / 4.9 | 8.4 / 3.6 | 4-33.0 / 6-43.3 | 2-30 / 5-60 | 3 / 0 | | | | |
| UNLV | 10-20 / 4-15 | 2-4 / 0-3 | 35:38 / 24:22 | 11:16 | 5.8 / 4.5 | 3.9 / 4.5 | 5.3 / 4.5 | 1-44.0 / 7-45.7 | 5-35 / 8-70 | 1 / 2 | | | | |
| UTSA | 7-13 / 8-16 | 1-1 / 1-1 | 26:45 / 33:15 | -6:30 | 5.5 / 3.5 | 7.5 / 5.9 | 6.1 / 5.0 | 4-45.8 / 5-41.0 | 3-15 / 6-63 | 2 / 1 | | | | |
| Washington | 10-22 / 9-17 | 2-5 / 0-2 | 29:38 / 30:22 | -0:44 | 4.1 / 4.0 | 3.2 / 6.6 | 3.7 / 4.8 | 6-31.5 / 5-40.6 | 7-56 / 7-75 | 0 / 2 | | | | |
| USC | 8-17 / 6-13 | 0-0 / 0-0 | 26:27 / 33:33 | -7:06 | 4.4 / 5.5 | 8.2 / 9.9 | 6.6 / 7.3 | 7-36.0 / 6-35.7 | 5-52 / 7-50 | 0 / 2 | | | | |
| UTAH | 12-20 / 5-18 | 0-3 / 1-2 | 29:13 / 30:47 | -1:34 | 5.2 / 4.1 | 5.6 / 4.9 | 5.3 / 4.4 | 5-40.0 / 7-42.3 | 3-31 / 5-60 | 3 / 2 | | | | |
| Colorado | 7-16 / 7-17 | 1-1 / 0-2 | 29:29 / 30:31 | -1:02 | 8.1 / 3.3 | 8.3 / 6.4 | 8.2 / 4.7 | 4-37.0 / 5-38.6 | 5-69 / 2-20 | 0 / 0 | | | | |
| California | 4-16 / 4-16 | 1-2 / 2-3 | 32:57 / 27:03 | 5:54 | 3.7 / 5.0 | 6.9 / 5.2 | 5.0 / 5.1 | 8-41.4 / 7-43.7 | 7-58 / 8-82 | 1 / 4 | | | | |
| UCLA | 5-14 / 9-18 | 0-2 / 0-1 | 26:48 / 33:12 | -6:24 | 5.1 / 5.1 | 5.6 / 8.7 | 5.3 / 6.3 | 5-51.8 / 6-41.5 | 5-44 / 5-54 | 4 / 0 | | | | |
| WASHINGTON STATE | 6-18 / 7-16 | 3-5 / 1-2 | 25:52 / 34:08 | -8:16 | 4.3 / 3.7 | 5.3 / 6.0 | 4.8 / 5.2 | 4-38.8 / 4-32.0 | 4-30 / 5-51 | 4 / 1 | | | | |
| OREGON | 11-16 / 6-12 | 1-1 / 1-3 | 35:29 / 24:31 | 10:58 | 4.7 / 5.1 | 8.1 / 7.5 | 5.5 / 6.3 | 4-44.5 / 2-44.0 | 2-20 / 8-66 | 0 / 0 | | | | |
| Arizona State | 9-18 / 6-17 | 0-3 / 2-2 | 27:41 / 32:19 | -4:38 | 5.1 / 3.9 | 5.8 / 11.0 | 5.4 / 6.2 | 4-41.2 / 4-45.5 | 2-15 / 4-20 | 3 / 2 | | | | |
| Totals | 93-200 / 75-194 | 11-28 / 12-26 | 345:41 / 374:19 | -28:38 | 5.3 / 4.2 | 6.2 / 6.5 | 5.7 / 5.3 | 56-39.9 / 64-41.3 | 50-455 / 70-671 | 21 / 16 | | | | |

Note: Game totals are displayed in the format TEAM/OPPONENT for each category

2013 Arizona Football Arizona Team Game-by-Game (Nov. 30, 2013) All games

TEAM STATISTICS

| Date | Opponent | Rushing | | | | Receiving | | | | Passing | | | | Kick Returns | | | | Punt Returns | | | | tot off | | |
|----------|------------------|---------|------|----|----|-----------|------|----|----|---------|-----|-----|------|--------------|----|-----|-----|--------------|----|-----|-----|------------|----|------|
| | | no. | yds | td | lg | no. | yds | td | lg | cmp | att | int | yds | td | lg | no. | yds | td | lg | no. | yds | | td | lg |
| 08/30/13 | NAU | 34 | 306 | 3 | 91 | 9 | 87 | 1 | 31 | 9 | 13 | 0 | 87 | 1 | 31 | 0 | 0 | 0 | 0 | 4 | 19 | 0 | 8 | 393 |
| 09/07/13 | at UNLV | 69 | 397 | 5 | 58 | 8 | 81 | 0 | 18 | 8 | 21 | 0 | 81 | 0 | 18 | 2 | 42 | 0 | 26 | 5 | 59 | 0 | 25 | 478 |
| 09/14/13 | UTSA | 48 | 264 | 4 | 35 | 14 | 158 | 1 | 24 | 14 | 21 | 0 | 158 | 1 | 24 | 1 | 15 | 0 | 15 | 3 | 18 | 0 | 11 | 422 |
| 09/28/13 | at Washington | 49 | 199 | 2 | 33 | 14 | 119 | 0 | 24 | 14 | 37 | 2 | 119 | 0 | 24 | 4 | 72 | 0 | 26 | 0 | 0 | 0 | 0 | 318 |
| 10/10/13 | at USC | 33 | 145 | 0 | 39 | 28 | 363 | 4 | 57 | 28 | 44 | 0 | 363 | 4 | 57 | 6 | 111 | 0 | 24 | 1 | 21 | 0 | 21 | 508 |
| 10/19/13 | UTAH | 58 | 300 | 3 | 44 | 18 | 168 | 1 | 36 | 18 | 30 | 0 | 168 | 1 | 36 | 2 | 35 | 0 | 22 | 4 | 13 | 0 | 8 | 468 |
| 10/26/13 | at Colorado | 50 | 405 | 4 | 56 | 21 | 265 | 1 | 44 | 21 | 32 | 1 | 265 | 1 | 44 | 1 | 23 | 0 | 23 | 0 | 0 | 0 | 0 | 670 |
| 11/02/13 | at California | 51 | 187 | 3 | 21 | 24 | 261 | 1 | 60 | 24 | 38 | 0 | 261 | 1 | 60 | 3 | 71 | 0 | 28 | 3 | 27 | 0 | 19 | 448 |
| 11/09/13 | UCLA | 47 | 239 | 1 | 24 | 20 | 186 | 2 | 21 | 20 | 33 | 1 | 186 | 2 | 21 | 1 | 22 | 0 | 22 | 0 | 0 | 0 | 0 | 425 |
| 11/16/13 | WASHINGTON STATE | 45 | 195 | 1 | 30 | 26 | 200 | 1 | 27 | 26 | 38 | 0 | 200 | 1 | 27 | 2 | 59 | 0 | 34 | 1 | 8 | 0 | 8 | 395 |
| 11/23/13 | OREGON | 65 | 304 | 4 | 35 | 19 | 178 | 2 | 23 | 19 | 22 | 0 | 178 | 2 | 23 | 1 | 16 | 0 | 16 | 0 | 0 | 0 | 0 | 482 |
| 11/30/13 | at Arizona State | 49 | 249 | 3 | 28 | 15 | 175 | 0 | 30 | 15 | 30 | 3 | 175 | 0 | 30 | 7 | 143 | 0 | 31 | 1 | 1 | 0 | 1 | 424 |
| Arizona | | 598 | 3190 | 33 | 91 | 216 | 2241 | 14 | 60 | 216 | 359 | 7 | 2241 | 14 | 60 | 30 | 609 | 0 | 34 | 22 | 166 | 0 | 25 | 5431 |
| | | 486 | 2037 | 16 | 79 | 252 | 2826 | 20 | 75 | 252 | 432 | 16 | 2826 | 20 | 75 | 38 | 742 | 0 | 49 | 15 | 50 | 0 | 16 | 4863 |

Games played: 12
 Avg per rush: 5.3
 Avg per catch: 10.4
 Pass efficiency: 121.57
 Kick ret avg: 20.3
 Punt ret avg: 7.5
 All purpose avg/game: 536.7
 Total offense avg/gm: 452.6

| Date | Opponent | Tackles | | | | Sacks no-yds | Fumble | | Pass Defense | | | Blkd kick | PAT Attempts | | | saf | pts | |
|---------|------------------|---------|-----|-------|----------|-----------------|--------|--------|--------------|-----|------|--------------|--------------|------|-----|-----|-----|-----|
| | | ua | a | total | tfl-yds | | ff | fr-yds | int-yds | qhb | brup | | kick | rush | rcv | | | |
| 08/30/1 | NAU | 43 | 30 | 73 | 11.0-27 | 3.0-15 | 0 | 0-0 | 3-37 | 0 | 1 | 0 | 5-5 | 0 | 0 | 0 | 0 | 35 |
| 09/07/1 | at UNLV | 32 | 14 | 46 | 5.0-24 | 1.0-11 | 1 | 1-36 | 2-101 | 0 | 1 | 0 | 7-7 | 0 | 0 | 0 | 0 | 58 |
| 09/14/1 | UTSA | 46 | 16 | 62 | 7.0-24 | 2.0-15 | 2 | 1-6 | 1-16 | 0 | 3 | 0 | 5-5 | 0 | 0 | 0 | 0 | 38 |
| 09/28/1 | at Washington | 52 | 22 | 74 | 2.0-4 | 0.0-0 | 1 | 0-0 | 1-19 | 0 | 2 | 0 | 1-2 | 0 | 0 | 0 | 0 | 13 |
| 10/10/1 | at USC | 31 | 52 | 83 | 4.0-6 | 0.0-0 | 0 | 0-0 | 0-0 | 1 | 6 | 0 | 4-4 | 0 | 0 | 0 | 0 | 31 |
| 10/19/1 | UTAH | 44 | 26 | 70 | 7.0-25 | 3.0-15 | 0 | 0-0 | 2-14 | 0 | 4 | 0 | 3-4 | 1 | 0 | 0 | 0 | 35 |
| 10/26/1 | at Colorado | 38 | 38 | 76 | 2.0-4 | 0.0-0 | 0 | 0-0 | 1-19 | 4 | 5 | 0 | 5-5 | 0 | 0 | 0 | 0 | 44 |
| 11/02/1 | at California | 44 | 32 | 76 | 5.0-11 | 1.0-1 | 1 | 0-0 | 2-0 | 1 | 5 | 0 | 4-4 | 0 | 0 | 1 | 1 | 33 |
| 11/09/1 | UCLA | 52 | 23 | 75 | 10.0-34 | 4.0-17 | 2 | 1-0 | 0-0 | 0 | 1 | 0 | 2-2 | 0 | 0 | 0 | 0 | 26 |
| 11/16/1 | WASHINGTON STATE | 40 | 32 | 72 | 7.0-26 | 4.0-23 | 0 | 0-0 | 1-0 | 0 | 3 | 0 | 2-2 | 0 | 0 | 0 | 0 | 17 |
| 11/23/1 | OREGON | 49 | 30 | 79 | 3.0-17 | 0.0-0 | 2 | 1-0 | 2-28 | 0 | 2 | 0 | 6-6 | 0 | 0 | 0 | 0 | 42 |
| 11/30/1 | at Arizona State | 58 | 6 | 64 | 8.0-25 | 3.0-12 | 0 | 0-0 | 1-0 | 0 | 2 | 0 | 3-3 | 0 | 0 | 0 | 0 | 21 |
| Arizona | | 529 | 321 | 850 | 71.0-227 | 21.0-109 | 9 | 4-42 | 16-234 | 6 | 35 | 0 | 47-49 | 1 | 0 | 0 | 1 | 393 |
| | | 596 | 341 | 937 | 53.0-174 | 16.0-75 | 9 | 9-0 | 7-119 | 6 | 29 | 2 | 33-36 | 0 | 0 | 0 | 1 | 296 |

| Date | Opponent | Punting | | | | | | | Field Goals | | | Kickoffs | | | | | | |
|---------|------------------|---------|------|------|------|------|----|----|-------------|-----|--------|----------|------|-----|------|------|----|----|
| | | no. | yds | avg | long | blkd | tb | fc | 50+ | i20 | md-att | long | blkd | no. | yds | avg | tb | ob |
| 08/30/1 | NAU | 4 | 132 | 33.0 | 55 | 0 | 0 | 1 | 1 | 2 | 0-1 | 0 | 0 | 6 | 388 | 64.7 | 4 | 0 |
| 09/07/1 | at UNLV | 1 | 44 | 44.0 | 44 | 0 | 1 | 0 | 0 | 0 | 3-4 | 41 | 0 | 11 | 696 | 63.3 | 5 | 0 |
| 09/14/1 | UTSA | 4 | 183 | 45.8 | 54 | 0 | 0 | 2 | 2 | 3 | 1-1 | 23 | 0 | 7 | 455 | 65.0 | 5 | 0 |
| 09/28/1 | at Washington | 6 | 189 | 31.5 | 44 | 0 | 0 | 0 | 0 | 1 | 0-0 | 0 | 0 | 4 | 218 | 54.5 | 0 | 0 |
| 10/10/1 | at USC | 7 | 252 | 36.0 | 58 | 1 | 0 | 1 | 1 | 0 | 1-2 | 27 | 0 | 6 | 308 | 51.3 | 0 | 0 |
| 10/19/1 | UTAH | 5 | 200 | 40.0 | 44 | 0 | 0 | 0 | 0 | 1 | 0-0 | 0 | 0 | 6 | 368 | 61.3 | 4 | 0 |
| 10/26/1 | at Colorado | 4 | 148 | 37.0 | 55 | 0 | 0 | 2 | 1 | 2 | 3-3 | 37 | 0 | 9 | 570 | 63.3 | 7 | 0 |
| 11/02/1 | at California | 8 | 331 | 41.4 | 56 | 0 | 1 | 0 | 1 | 4 | 1-2 | 53 | 0 | 6 | 353 | 58.8 | 1 | 0 |
| 11/09/1 | UCLA | 5 | 259 | 51.8 | 58 | 0 | 0 | 2 | 3 | 2 | 2-2 | 44 | 0 | 6 | 390 | 65.0 | 4 | 0 |
| 11/16/1 | WASHINGTON STATE | 4 | 155 | 38.8 | 61 | 0 | 1 | 2 | 1 | 0 | 1-3 | 25 | 0 | 4 | 260 | 65.0 | 3 | 0 |
| 11/23/1 | OREGON | 4 | 178 | 44.5 | 48 | 0 | 0 | 0 | 0 | 2 | 0-0 | 0 | 0 | 7 | 386 | 55.1 | 0 | 0 |
| 11/30/1 | at Arizona State | 4 | 165 | 41.2 | 54 | 0 | 1 | 0 | 2 | 1 | 0-1 | 0 | 0 | 4 | 260 | 65.0 | 3 | 0 |
| Arizona | | 56 | 2236 | 39.9 | 61 | 1 | 4 | 10 | 12 | 18 | 12-19 | 53 | 0 | 76 | 4652 | 61.2 | 36 | 0 |
| | | 64 | 2644 | 41.3 | 59 | 0 | 1 | 16 | 12 | 30 | 13-20 | 53 | 0 | 62 | 3934 | 63.5 | 30 | 2 |

2013 Arizona Football Arizona Opponent Game-by-Game (Nov. 30, 2013) All games

OPPONENT STATISTICS

| Date | Opponent | Rushing | | | | Receiving | | | | Passing | | | | Kick Returns | | | | Punt Returns | | | | tot off | | |
|-----------|------------------|---------|------|----|----|-----------|------|----|----|---------|-----|-----|------|--------------|----|-----|-----|--------------|----|-----|-----|------------|----|------|
| | | no. | yds | td | lg | no. | yds | td | lg | cmp | att | int | yds | td | lg | no. | yds | td | lg | no. | yds | | td | lg |
| 08/30/13 | NAU | 39 | 94 | 0 | 14 | 21 | 176 | 0 | 25 | 21 | 36 | 3 | 176 | 0 | 25 | 2 | 34 | 0 | 18 | 0 | 0 | 0 | 0 | 270 |
| 09/07/13 | at UNLV | 35 | 157 | 1 | 79 | 9 | 125 | 1 | 69 | 9 | 28 | 2 | 125 | 1 | 69 | 6 | 99 | 0 | 35 | 0 | 0 | 0 | 0 | 282 |
| 09/14/13 | UTSA | 29 | 102 | 1 | 42 | 30 | 277 | 0 | 35 | 30 | 47 | 1 | 277 | 0 | 35 | 2 | 45 | 0 | 28 | 0 | 0 | 0 | 0 | 379 |
| 09/28/13 | at Washington | 61 | 244 | 2 | 21 | 14 | 165 | 2 | 49 | 14 | 25 | 1 | 165 | 2 | 49 | 3 | 65 | 0 | 49 | 1 | 0 | 0 | 0 | 409 |
| 10/10/13 | at USC | 45 | 249 | 3 | 34 | 15 | 297 | 2 | 63 | 15 | 30 | 0 | 297 | 2 | 63 | 5 | 50 | 0 | 25 | 1 | 1 | 0 | 1 | 546 |
| 10/19/13 | UTAH | 42 | 172 | 1 | 37 | 15 | 157 | 2 | 55 | 15 | 32 | 2 | 157 | 2 | 55 | 2 | 38 | 0 | 29 | 5 | 18 | 0 | 14 | 329 |
| 10/26/13 | at Colorado | 42 | 137 | 1 | 12 | 17 | 212 | 1 | 75 | 17 | 33 | 1 | 212 | 1 | 75 | 2 | 79 | 0 | 48 | 0 | 0 | 0 | 0 | 349 |
| 11/02/13 | at California | 26 | 130 | 0 | 22 | 34 | 289 | 4 | 29 | 34 | 56 | 2 | 289 | 4 | 29 | 5 | 111 | 0 | 33 | 4 | 1 | 0 | 5 | 419 |
| 11/09/13 | UCLA | 49 | 249 | 2 | 66 | 18 | 227 | 2 | 66 | 18 | 26 | 0 | 227 | 2 | 66 | 2 | 56 | 0 | 34 | 2 | 12 | 0 | 6 | 476 |
| 11/16/13 | WASHINGTON STATE | 27 | 101 | 1 | 16 | 39 | 319 | 2 | 27 | 39 | 53 | 1 | 319 | 2 | 27 | 1 | 29 | 0 | 29 | 0 | 0 | 0 | 0 | 420 |
| 11/23/13 | OREGON | 39 | 198 | 0 | 20 | 27 | 308 | 2 | 30 | 27 | 41 | 2 | 308 | 2 | 30 | 7 | 123 | 0 | 40 | 2 | 18 | 0 | 16 | 506 |
| 11/30/13 | at Arizona State | 52 | 204 | 4 | 29 | 13 | 274 | 2 | 61 | 13 | 25 | 1 | 274 | 2 | 61 | 1 | 13 | 0 | 13 | 0 | 0 | 0 | 0 | 478 |
| Opponents | | 486 | 2037 | 16 | 79 | 252 | 2826 | 20 | 75 | 252 | 432 | 16 | 2826 | 20 | 75 | 38 | 742 | 0 | 49 | 15 | 50 | 0 | 16 | 4863 |
| | | 598 | 3190 | 33 | 91 | 216 | 2241 | 14 | 60 | 216 | 359 | 7 | 2241 | 14 | 60 | 30 | 609 | 0 | 34 | 22 | 166 | 0 | 25 | 5431 |

Games played: 12
 Avg per rush: 4.2
 Avg per catch: 11.2
 Pass efficiency: 121.15
 Kick ret avg: 19.5
 Punt ret avg: 3.3
 All purpose avg/game: 481.2
 Total offense avg/gm: 405.2

| Date | Opponent | Tackles | | | | Sacks | | Fumble | | Pass Defense | | | Blkd kick | PAT Attempts | | | saf | pts |
|-----------|------------------|---------|-----|-------|----------|----------|----|--------|---------|--------------|------|------|--------------|--------------|-----|---|-----|-----|
| | | ua | a | total | tfl-yds | no-yds | ff | fr-yds | int-yds | qhb | brup | kick | | rush | rcv | | | |
| 08/30/13 | NAU | 35 | 12 | 47 | 2.0-2 | 0.0-0 | 0 | 0-0 | 0-0 | 0 | 0 | 0 | 0 | 0-0 | 0 | 0 | 0 | 0 |
| 09/07/13 | at UNLV | 54 | 48 | 102 | 7.0-22 | 2.0-14 | 0 | 1-0 | 0-0 | 0 | 1 | 0 | 0 | 1-2 | 0 | 0 | 0 | 0 |
| 09/14/13 | UTSA | 41 | 30 | 71 | 2.0-8 | 1.0-5 | 1 | 1-0 | 0-0 | 0 | 0 | 0 | 0 | 1-1 | 0 | 0 | 0 | 13 |
| 09/28/13 | at Washington | 45 | 34 | 79 | 2.0-9 | 2.0-9 | 1 | 0-0 | 2-12 | 0 | 1 | 0 | 0 | 2-4 | 0 | 0 | 1 | 31 |
| 10/10/13 | at USC | 39 | 46 | 85 | 5.0-20 | 2.0-10 | 0 | 0-0 | 0-0 | 4 | 4 | 1 | 0 | 5-5 | 0 | 0 | 0 | 38 |
| 10/19/13 | UTAH | 55 | 30 | 85 | 3.0-13 | 2.0-11 | 2 | 2-0 | 0-0 | 0 | 3 | 1 | 0 | 3-3 | 0 | 0 | 0 | 24 |
| 10/26/13 | at Colorado | 56 | 22 | 78 | 3.0-8 | 0.0-0 | 1 | 1-0 | 1-26 | 1 | 4 | 0 | 0 | 2-2 | 0 | 0 | 0 | 20 |
| 11/02/13 | at California | 56 | 30 | 86 | 10.0-27 | 4.0-17 | 1 | 0-0 | 0-0 | 1 | 6 | 0 | 0 | 4-4 | 0 | 0 | 0 | 28 |
| 11/09/13 | UCLA | 50 | 13 | 63 | 6.0-16 | 0.0-0 | 1 | 1-0 | 1-0 | 0 | 5 | 0 | 0 | 4-4 | 0 | 0 | 0 | 31 |
| 11/16/13 | WASHINGTON STATE | 54 | 24 | 78 | 2.0-8 | 1.0-4 | 0 | 2-0 | 0-0 | 0 | 2 | 0 | 0 | 3-3 | 0 | 0 | 0 | 24 |
| 11/23/13 | OREGON | 49 | 38 | 87 | 3.0-10 | 0.0-0 | 0 | 0-0 | 0-0 | 0 | 1 | 0 | 0 | 1-1 | 0 | 0 | 0 | 16 |
| 11/30/13 | at Arizona State | 62 | 14 | 76 | 8.0-31 | 2.0-5 | 2 | 1-0 | 3-81 | 0 | 2 | 0 | 0 | 7-7 | 0 | 0 | 0 | 58 |
| Opponents | | 596 | 341 | 937 | 53.0-174 | 16.0-75 | 9 | 9-0 | 7-119 | 6 | 29 | 2 | 0 | 33-36 | 0 | 0 | 1 | 296 |
| | | 529 | 321 | 850 | 71.0-227 | 21.0-109 | 9 | 4-42 | 16-234 | 6 | 35 | 0 | 0 | 47-49 | 1 | 0 | 1 | 393 |

| Date | Opponent | Punting | | | | | | | Field Goals | | | Kickoffs | | | | | | |
|-----------|------------------|---------|------|------|------|------|----|----|-------------|-----|--------|----------|------|-----|------|------|----|----|
| | | no. | yds | avg | long | blkd | tb | fc | 50+ | i20 | md-att | long | blkd | no. | yds | avg | tb | ob |
| 08/30/13 | NAU | 6 | 260 | 43.3 | 51 | 0 | 0 | 1 | 1 | 4 | 0-2 | 0 | 0 | 1 | 65 | 65.0 | 1 | 0 |
| 09/07/13 | at UNLV | 7 | 320 | 45.7 | 53 | 0 | 0 | 0 | 3 | 1 | 0-0 | 0 | 0 | 3 | 194 | 64.7 | 1 | 0 |
| 09/14/13 | UTSA | 5 | 205 | 41.0 | 53 | 0 | 0 | 1 | 1 | 1 | 2-2 | 43 | 0 | 4 | 257 | 64.2 | 3 | 0 |
| 09/28/13 | at Washington | 5 | 203 | 40.6 | 52 | 0 | 0 | 0 | 1 | 5 | 1-1 | 42 | 0 | 6 | 360 | 60.0 | 2 | 0 |
| 10/10/13 | at USC | 6 | 214 | 35.7 | 46 | 0 | 0 | 2 | 0 | 4 | 1-1 | 45 | 0 | 7 | 438 | 62.6 | 1 | 0 |
| 10/19/13 | UTAH | 7 | 296 | 42.3 | 53 | 0 | 1 | 0 | 1 | 3 | 1-3 | 44 | 0 | 5 | 321 | 64.2 | 3 | 0 |
| 10/26/13 | at Colorado | 5 | 193 | 38.6 | 47 | 0 | 0 | 2 | 0 | 3 | 2-3 | 53 | 0 | 5 | 325 | 65.0 | 4 | 0 |
| 11/02/13 | at California | 7 | 306 | 43.7 | 52 | 0 | 0 | 4 | 2 | 1 | 0-1 | 0 | 0 | 5 | 325 | 65.0 | 2 | 0 |
| 11/09/13 | UCLA | 6 | 249 | 41.5 | 50 | 0 | 0 | 4 | 1 | 3 | 1-1 | 34 | 0 | 6 | 390 | 65.0 | 5 | 0 |
| 11/16/13 | WASHINGTON STATE | 4 | 128 | 32.0 | 54 | 0 | 0 | 1 | 1 | 3 | 1-2 | 24 | 0 | 5 | 305 | 61.0 | 1 | 2 |
| 11/23/13 | OREGON | 2 | 88 | 44.0 | 44 | 0 | 0 | 0 | 0 | 0 | 1-1 | 33 | 0 | 4 | 259 | 64.8 | 3 | 0 |
| 11/30/13 | at Arizona State | 4 | 182 | 45.5 | 59 | 0 | 0 | 1 | 1 | 2 | 3-3 | 38 | 0 | 11 | 695 | 63.2 | 4 | 0 |
| Opponents | | 64 | 2644 | 41.3 | 59 | 0 | 1 | 16 | 12 | 30 | 13-20 | 53 | 0 | 62 | 3934 | 63.5 | 30 | 2 |
| | | 56 | 2236 | 39.9 | 61 | 1 | 4 | 10 | 12 | 18 | 12-19 | 53 | 0 | 76 | 4652 | 61.2 | 36 | 0 |

**2013 Arizona Football
Arizona Red-Zone Results (Nov. 30, 2013)
All games**

Arizona Inside Opponent Red-Zone

| Date | Opponent | Score | Times In RZ | Times Scored | Total Pts | Rush TDs | Pass TDs | FGs Made | Failed to score inside RZ | | | | | | |
|------------------|------------------|---------|----------------|-----------------|--------------|-------------|-------------|-------------|---------------------------|------|-----|------|------|------|---|
| | | | | | | | | | FGA | Down | Int | Fumb | Half | Game | |
| 08/30/13 | NAU | W 35-0 | 2 | 1 | 7 | 1 | 0 | 1 | 0 | 1 | 0 | 0 | 0 | 0 | 0 |
| 09/07/13 | at UNLV | W 58-13 | 6 | 5 | 27 | 3 | 3 | 0 | 2 | 1 | 0 | 0 | 0 | 0 | 0 |
| 09/14/13 | UTSA | W 38-13 | 5 | 5 | 31 | 4 | 3 | 1 | 1 | 0 | 0 | 0 | 0 | 0 | 0 |
| 09/28/13 | at Washington | L 13-31 | 2 | 2 | 13 | 2 | 2 | 0 | 0 | 0 | 0 | 0 | 0 | 0 | 0 |
| 10/10/13 | at USC | L 31-38 | 3 | 2 | 10 | 1 | 0 | 1 | 1 | 1 | 0 | 0 | 0 | 0 | 0 |
| 10/19/13 | UTAH | W 35-24 | 4 | 3 | 21 | 3 | 2 | 1 | 0 | 0 | 1 | 0 | 0 | 0 | 0 |
| 10/26/13 | at Colorado | W 44-20 | 7 | 7 | 37 | 4 | 4 | 0 | 3 | 0 | 0 | 0 | 0 | 0 | 0 |
| 11/02/13 | at California | W 33-28 | 4 | 3 | 21 | 3 | 3 | 0 | 0 | 0 | 1 | 0 | 0 | 0 | 0 |
| 11/09/13 | UCLA | L 26-31 | 6 | 4 | 23 | 3 | 1 | 2 | 1 | 0 | 1 | 0 | 1 | 0 | 0 |
| 11/16/13 | WASHINGTON STATE | L 17-24 | 4 | 2 | 10 | 1 | 0 | 1 | 1 | 1 | 1 | 0 | 0 | 0 | 0 |
| 11/23/13 | OREGON | W 42-16 | 6 | 6 | 42 | 6 | 4 | 2 | 0 | 0 | 0 | 0 | 0 | 0 | 0 |
| 11/30/13 | at Arizona State | L 21-58 | 2 | 2 | 14 | 2 | 2 | 0 | 0 | 0 | 0 | 0 | 0 | 0 | 0 |
| Totals | | | 51 | 42 | 256 | 33 | 24 | 9 | 9 | 4 | 4 | 0 | 1 | 0 | 0 |
| 42 of 51 (82.4%) | | | | | | | | | | | | | | | |

Opponents Inside Arizona Red-Zone

| Date | Opponent | Score | Times In RZ | Times Scored | Total Pts | Rush TDs | Pass TDs | FGs Made | Failed to score inside RZ | | | | | | |
|------------------|------------------|---------|----------------|-----------------|--------------|-------------|-------------|-------------|---------------------------|------|-----|------|------|------|---|
| | | | | | | | | | FGA | Down | Int | Fumb | Half | Game | |
| 08/30/13 | NAU | W 35-0 | 1 | 0 | 0 | 0 | 0 | 0 | 0 | 1 | 0 | 0 | 0 | 0 | 0 |
| 09/07/13 | at UNLV | W 58-13 | 0 | 0 | 0 | 0 | 0 | 0 | 0 | 0 | 0 | 0 | 0 | 0 | 0 |
| 09/14/13 | UTSA | W 38-13 | 2 | 2 | 10 | 1 | 1 | 0 | 1 | 0 | 0 | 0 | 0 | 0 | 0 |
| 09/28/13 | at Washington | L 13-31 | 4 | 4 | 26 | 4 | 2 | 2 | 0 | 0 | 0 | 0 | 0 | 0 | 0 |
| 10/10/13 | at USC | L 31-38 | 3 | 3 | 21 | 3 | 3 | 0 | 0 | 0 | 0 | 0 | 0 | 0 | 0 |
| 10/19/13 | UTAH | W 35-24 | 2 | 2 | 14 | 2 | 1 | 1 | 0 | 0 | 0 | 0 | 0 | 0 | 0 |
| 10/26/13 | at Colorado | W 44-20 | 2 | 1 | 7 | 1 | 1 | 0 | 0 | 0 | 1 | 0 | 0 | 0 | 0 |
| 11/02/13 | at California | W 33-28 | 4 | 3 | 21 | 3 | 0 | 3 | 0 | 0 | 0 | 1 | 0 | 0 | 0 |
| 11/09/13 | UCLA | L 26-31 | 3 | 3 | 17 | 2 | 1 | 1 | 1 | 0 | 0 | 0 | 0 | 0 | 0 |
| 11/16/13 | WASHINGTON STATE | L 17-24 | 3 | 3 | 17 | 2 | 1 | 1 | 1 | 0 | 0 | 0 | 0 | 0 | 0 |
| 11/23/13 | OREGON | W 42-16 | 5 | 3 | 16 | 2 | 0 | 2 | 1 | 0 | 1 | 1 | 0 | 0 | 0 |
| 11/30/13 | at Arizona State | L 21-58 | 6 | 6 | 34 | 4 | 4 | 0 | 2 | 0 | 0 | 0 | 0 | 0 | 0 |
| Totals | | | 35 | 30 | 183 | 24 | 14 | 10 | 6 | 1 | 2 | 2 | 0 | 0 | 0 |
| 30 of 35 (85.7%) | | | | | | | | | | | | | | | |

**2013 Arizona Football
Arizona Passing Game-by-Game (Nov. 30, 2013)
All games**

| #OG Denker, B. | Comp | Att | Int | Pct | Yards | TD | Long | Sacked | Effic |
|------------------|------|-----|-----|------|-------|----|------|--------|--------|
| NAU | 9 | 13 | 0 | 69.2 | 87 | 1 | 31 | 0-0 | 150.83 |
| UNLV | 8 | 21 | 0 | 38.1 | 81 | 0 | 18 | 2-14 | 70.50 |
| UTSA | 14 | 21 | 0 | 66.7 | 158 | 1 | 24 | 1-5 | 145.58 |
| Washington | 14 | 35 | 2 | 40.0 | 119 | 0 | 24 | 2-9 | 57.13 |
| USC | 28 | 44 | 0 | 63.6 | 363 | 4 | 57 | 2-10 | 162.94 |
| Utah | 18 | 30 | 0 | 60.0 | 168 | 1 | 36 | 2-11 | 118.04 |
| Colorado | 21 | 32 | 1 | 65.6 | 265 | 1 | 44 | 0-0 | 139.25 |
| California | 24 | 38 | 0 | 63.2 | 261 | 1 | 60 | 4-17 | 129.54 |
| UCLA | 20 | 33 | 1 | 60.6 | 186 | 2 | 21 | 0-0 | 121.89 |
| Washington State | 26 | 38 | 0 | 68.4 | 200 | 1 | 27 | 1-4 | 121.32 |
| Oregon | 19 | 22 | 0 | 86.4 | 178 | 2 | 23 | 0-0 | 184.33 |
| Arizona State | 15 | 30 | 3 | 50.0 | 175 | 0 | 30 | 2-5 | 79.00 |
| TOTALS | 216 | 357 | 7 | 60.5 | 2241 | 14 | 60 | 16-75 | 122.25 |
| #9 Allen, J. | Comp | Att | Int | Pct | Yards | TD | Long | Sacked | Effic |
| Washington | 0 | 1 | 0 | 0.0 | 0 | 0 | 0 | 0-0 | 0.00 |
| TOTALS | 0 | 1 | 0 | 0.0 | 0 | 0 | 0 | 0-0 | 0.00 |
| #TM Team | Comp | Att | Int | Pct | Yards | TD | Long | Sacked | Effic |
| Washington | 0 | 1 | 0 | 0.0 | 0 | 0 | 0 | 0-0 | 0.00 |
| TOTALS | 0 | 1 | 0 | 0.0 | 0 | 0 | 0 | 0-0 | 0.00 |

**2013 Arizona Football
Arizona Rushing/Receiving Game-by-Game (Nov. 30, 2013)
All games**

| RUSHING | No-Yds/TD | NAU | UNLV | UTSA | WASH | USC | UTAH | COLO | CAL | UCLA | WSU | ORE | ASU |
|-----------------|------------------|------------|-------------|-------------|-------------|------------|-------------|-------------|------------|-------------|------------|------------|------------|
| Carey, K. RB | 322-1716/17 | DNP | 16-171/2 | 27-128/2 | 30-132/1 | 21-138/0 | 39-232/1 | 23-119/4 | 32-152/0 | 28-149/1 | 26-132/1 | 48-206/4 | 32-157/1 |
| Denker, B. QB | 167-898/12 | 13-71/1 | 17-63/2 | 10-90/2 | 11-56/1 | 11-4/0 | 13-51/2 | 15-192/0 | 15-44/3 | 16-82/0 | 17-64/0 | 14-102/0 | 15-87/1 |
| Jenkins, D. RB | 58-377/1 | 12-139/1 | 17-79/0 | 6-21/0 | 4-13/0 | 1-11/0 | 5-18/0 | 9-87/0 | - | 3-8/0 | - | 1-1/0 | - |
| Baker, J. RB | 27-127/0 | 7-29/0 | 12-66/0 | 5-25/0 | - | DNP | - | 3-7/0 | - | - | - | - | - |
| Allen, J. QB | 8-79/1 | 2-67/1 | 2-1/0 | - | 2-10/0 | DNP | DNP | DNP | DNP | DNP | DNP | DNP | 2-1/0 |
| Butler, K. RB | 5-17/1 | - | 5-17/1 | - | - | - | - | - | - | - | - | - | - |
| Phillips, N. WR | 2-7/0 | - | - | - | - | - | - | - | 1-1/0 | - | 1-8/0 | - | - |
| Grant, S. WR | 1-0/0 | - | - | - | 1-0/0 | - | - | - | - | - | - | - | - |
| Team | 8-35/0 | - | DNP | DNP | 1-12/0 | - | 1-1/0 | DNP | 3-8/0 | DNP | 1-9/0 | 2-5/0 | DNP |

| RECEIVING | No-Yds/TD | NAU | UNLV | UTSA | WASH | USC | UTAH | COLO | CAL | UCLA | WSU | ORE | ASU |
|------------------|------------------|------------|-------------|-------------|-------------|------------|-------------|-------------|------------|-------------|------------|------------|------------|
| Phillips, N. WR | 42-503/7 | - | 3-35/0 | 1-5/0 | 3-25/0 | 2-71/1 | 4-63/1 | 4-69/1 | 4-44/1 | 8-97/2 | 7-45/0 | 3-32/1 | 3-17/0 |
| Miller, T. WR | 39-456/1 | 1-14/0 | - | 1-6/0 | 1-8/0 | 6-76/0 | 1-22/0 | 3-69/0 | 5-88/0 | 5-43/0 | 4-21/0 | 9-88/1 | 3-21/0 |
| Grant, S. WR | 45-355/1 | - | 1-12/0 | 5-48/1 | 3-22/0 | 6-33/0 | 3-21/0 | 6-41/0 | 9-78/0 | 3-16/0 | 5-44/0 | 3-38/0 | 1-2/0 |
| Wharton, G. WR | 16-290/2 | 2-35/0 | 2-17/0 | 3-57/0 | 1-8/0 | 2-73/2 | - | 2-24/0 | - | - | DNP | - | 4-76/0 |
| Carey, K. RB | 26-173/1 | DNP | - | 2-33/0 | 4-49/0 | 6-36/0 | 3-1/0 | 3-12/0 | - | 1-2/0 | 6-45/1 | 1-5/0 | - |
| Richards, D. WR | 15-148/1 | DNP | DNP | DNP | - | 3-21/1 | 3-23/0 | 3-50/0 | 4-31/0 | 2-23/0 | - | - | - |
| Griffey, T. WR | 11-129/0 | - | - | - | DNP | DNP | - | - | - | - | 4-45/0 | 3-25/0 | 4-59/0 |
| Jackson, J. WR | 11-113/0 | 2-8/0 | 1-7/0 | 1-9/0 | 2-7/0 | 3-53/0 | 2-29/0 | DNP | - | - | - | - | - |
| Jenkins, D. RB | 10-57/1 | 3-13/1 | 1-10/0 | 1-0/0 | - | - | 2-9/0 | - | 2-20/0 | 1-5/0 | - | - | - |
| Baker, J. RB | 1-17/0 | 1-17/0 | - | - | - | DNP | - | - | - | - | - | - | - |

**2013 Arizona Football
Arizona Total Tackles Game-by-Game (Nov. 30, 2013)
All games**

| Total Tackles | UA-A | Total | NAU | UNLV | UTSA | WASH | USC | UTAH | COLO | CAL | UCLA | WSU | ORE | ASU |
|----------------------|-------------|--------------|------------|-------------|-------------|-------------|------------|-------------|-------------|------------|-------------|------------|------------|------------|
| Flowers, M. LB | 48-38 | 86 | 2-4 | 2-0 | 3-1 | 5-2 | 3-11 | 3-1 | 4-2 | 4-5 | 7-2 | 4-5 | 4-4 | 7-1 |
| Fischer, J. LB | 48-37 | 85 | 5-2 | 1-0 | 3-1 | 5-3 | 2-6 | 6-6 | 2-5 | - | 1-3 | 5-5 | 8-6 | 10-0 |
| Tevis, J. DB | 55-23 | 78 | 3-2 | 2-2 | 4-1 | 10-3 | 3-6 | DNP | DNP | 5-3 | 8-1 | 4-5 | 8-0 | 8-0 |
| Wright, S. LB | 42-36 | 78 | 2-4 | 6-1 | 2-4 | 6-3 | 3-3 | 5-1 | 3-6 | 6-5 | 4-4 | 1-1 | 3-3 | 1-1 |
| Bondurant, T. DB | 41-25 | 66 | 4-3 | 4-0 | 6-2 | 2-2 | 2-4 | - | DNP | 4-3 | 8-2 | 3-4 | 4-4 | 4-1 |
| Grandon, J. DB | 46-15 | 61 | 3-1 | - | 6-0 | 3-1 | 5-2 | 5-0 | 2-3 | 5-2 | 6-1 | 5-4 | 3-0 | 3-1 |
| Richardson, S. CB | 38-15 | 53 | 2-2 | 2-2 | 7-1 | 2-1 | 2-1 | 4-0 | 4-1 | 4-3 | 4-0 | 3-3 | 3-1 | 1-0 |
| Tuihalamaka, S. DL | 26-22 | 48 | 2-3 | 1-1 | 1-0 | 3-0 | 0-4 | 4-4 | 1-4 | 1-1 | 3-2 | 1-1 | 4-1 | 5-1 |
| McKnight, J. CB | 39-9 | 48 | 3-1 | - | 4-0 | 4-2 | 3-3 | 1-0 | 3-0 | 5-0 | 3-0 | 4-2 | 4-1 | 5-0 |
| Hood, T. DL | 22-15 | 37 | 2-1 | 2-2 | 1-2 | 4-2 | 0-3 | - | 4-1 | 3-0 | 4-1 | 0-1 | 0-1 | 2-1 |
| Gilbert, R. | 15-18 | 33 | 0-1 | 0-3 | 1-0 | 2-1 | 1-3 | 3-1 | 2-4 | - | 0-2 | 2-0 | 0-3 | 4-0 |
| Parks, W. DB | 16-14 | 30 | 1-1 | - | 2-2 | 1-0 | 0-1 | 2-3 | 4-3 | 2-2 | - | 2-1 | 1-1 | 1-0 |
| Lopez, A. DB | 8-6 | 14 | 0-1 | - | 2-0 | - | 1-1 | 2-2 | 3-2 | - | - | - | - | - |
| Jones, Tel. | 7-6 | 13 | DNP | - | - | - | 2-1 | 1-1 | 1-0 | 0-2 | 1-0 | - | 2-2 | - |
| Washington, J. DL | 8-5 | 13 | 2-0 | 2-1 | - | - | 1-0 | 3-0 | 0-3 | 0-1 | - | - | - | - |
| Jones-Grigsby | 5-5 | 10 | - | - | 0-1 | - | - | 3-1 | - | 2-1 | 0-1 | - | 0-1 | - |
| Turituri, D. LB | 6-4 | 10 | 2-0 | 0-1 | - | - | - | - | 1-2 | - | 0-1 | 3-0 | - | - |
| Pettinato, D. DL | 2-6 | 8 | DNP | DNP | DNP | 0-1 | 0-1 | 0-1 | 0-2 | - | 0-1 | 1-0 | 1-0 | - |
| Jackson, S. LB | 6-2 | 8 | 2-1 | - | - | 1-0 | 1-1 | 1-0 | - | - | 1-0 | DNP | - | - |
| Holiday, D. CB | 6-1 | 7 | 2-0 | - | 1-1 | - | - | - | 1-0 | - | 1-0 | 1-0 | - | - |
| Hobson, H. LB | 5-1 | 6 | 1-0 | 2-1 | - | - | - | - | - | - | - | - | - | 2-0 |
| Bush-Loo, K. LB | 3-3 | 6 | 0-2 | 1-0 | - | - | - | - | - | - | 0-1 | - | - | 2-0 |
| Wilson, S. CB | 4-2 | 6 | 1-0 | 1-0 | 1-0 | - | 1-0 | 0-1 | - | 0-1 | - | - | - | - |
| Taula, K. DL | 4-2 | 6 | 0-1 | 1-0 | - | - | 1-0 | 0-1 | - | 1-0 | - | - | 1-0 | - |
| Ermisch, Tr. | 3-2 | 5 | - | 1-0 | - | 0-1 | - | 1-1 | 1-0 | - | DNP | DNP | DNP | DNP |
| Sanders, Y. | 2-3 | 5 | DNP | 1-0 | - | 1-0 | 0-1 | 0-1 | - | 0-1 | - | - | - | - |
| Griffey, T. | 1-2 | 3 | - | - | - | DNP | DNP | - | - | 0-1 | 0-1 | 1-0 | - | - |
| Brady, B. DB | 1-1 | 2 | - | - | - | - | - | 0-1 | - | - | - | - | 1-0 | - |
| Butler, K. | 2-0 | 2 | - | - | - | - | - | - | - | - | - | - | 2-0 | - |
| Allah, J. DB | 2-0 | 2 | 1-0 | - | 1-0 | - | - | - | DNP | DNP | DNP | DNP | DNP | DNP |
| Smith, J. | 2-0 | 2 | - | 1-0 | - | - | - | - | 1-0 | - | - | - | - | - |
| Kelley, K. DL | 1-1 | 2 | 1-0 | - | - | - | - | - | - | - | - | - | 0-1 | - |
| Miller, D. LB | 2-0 | 2 | - | - | - | - | - | - | - | - | 1-0 | - | - | 1-0 |
| Babiash, D. CB | 1-1 | 2 | DNP | - | DNP | DNP | DNP | DNP | DNP | 1-1 | - | - | - | - |
| Capers, W. DB | 1-0 | 1 | 1-0 | - | - | DNP | DNP | DNP | DNP | DNP | DNP | DNP | DNP | DNP |
| Denker, B. | 1-0 | 1 | - | 1-0 | - | - | - | - | - | - | - | - | - | - |
| Team | 1-0 | 1 | 1-0 | - | - | - | - | - | - | - | - | - | - | - |
| Melvin, D. DL | 1-0 | 1 | DNP | 1-0 | - | - | DNP | DNP | - | DNP | - | DNP | - | DNP |
| Baker, J. | 0-1 | 1 | - | - | - | - | DNP | - | - | - | - | - | 0-1 | - |
| Jackson, J. | 1-0 | 1 | - | - | - | 1-0 | - | - | DNP | - | - | - | - | - |
| Baucus, M. | 1-0 | 1 | - | - | - | 1-0 | - | - | - | - | - | - | - | - |
| Bundage, C. | 1-0 | 1 | - | - | - | - | - | - | - | - | - | - | - | 1-0 |
| Rainey, D. CB | 1-0 | 1 | - | - | - | 1-0 | DNP | DNP | DNP | DNP | DNP | DNP | - | - |
| Morrison, R. CB | 1-0 | 1 | - | - | 1-0 | - | - | - | - | DNP | - | DNP | DNP | DNP |
| Gorham, C. | 1-0 | 1 | - | - | - | - | - | - | - | 1-0 | - | - | - | - |
| Miller, T. | 1-0 | 1 | - | - | - | - | - | - | - | - | - | - | - | 1-0 |
| Ebbele, F. | 1-0 | 1 | - | - | - | - | - | - | 1-0 | - | - | - | - | - |

**2013 Arizona Football
Arizona Game Superlatives (Nov. 30, 2013)
All games**

TEAM GAME HIGHS

| | | |
|------------------|------|--------------------------------|
| Rushes | 69 | at UNLV (09/07/13) |
| Yards Rushing | 405 | at Colorado (10/26/13) |
| Yards Per Rush | 9.0 | vs NAU (08/30/13) |
| TD Rushes | 5 | at UNLV (09/07/13) |
| Pass attempts | 44 | at USC (10/10/13) |
| Pass completions | 28 | at USC (10/10/13) |
| Yards Passing | 363 | at USC (10/10/13) |
| Yards Per Pass | 8.3 | at Colorado (10/26/13) |
| TD Passes | 4 | at USC (10/10/13) |
| Total Plays | 90 | at UNLV (09/07/13) |
| Total Offense | 670 | at Colorado (10/26/13) |
| Yards Per Play | 8.4 | vs NAU (08/30/13) |
| Points | 58 | at UNLV (09/07/13) |
| Sacks By | 4 | vs UCLA (11/09/13) |
| | 4 | vs Washington State (11/16/13) |
| First Downs | 29 | vs Oregon (11/23/13) |
| Penalties | 7 | at Washington (09/28/13) |
| | 7 | at California (11/02/13) |
| Penalty Yards | 69 | at Colorado (10/26/13) |
| Turnovers | 4 | at Arizona State (11/30/13) |
| Interceptions By | 3 | vs NAU (08/30/13) |
| Punts | 8 | at California (11/02/13) |
| Punting Avg | 51.8 | vs UCLA (11/09/13) |
| Long Punt | 61 | vs Washington State (11/16/13) |
| Punts inside 20 | 4 | at California (11/02/13) |
| Long Punt Return | 25 | at UNLV (09/07/13) |

INDIVIDUAL GAME HIGHS

| | | |
|---------------------|------|--|
| Rushes | 48 | Carey, K. vs Oregon (11/23/13) |
| Yards Rushing | 232 | Carey, K. vs Utah (10/19/13) |
| TD Rushes | 4 | Carey, K. at Colorado (10/26/13) |
| | 4 | Carey, K. vs Oregon (11/23/13) |
| Long Rush | 91 | Jenkins, D. vs NAU (08/30/13) |
| Pass attempts | 44 | Denker, B. at USC (10/10/13) |
| Pass completions | 28 | Denker, B. at USC (10/10/13) |
| Yards Passing | 363 | Denker, B. at USC (10/10/13) |
| TD Passes | 4 | Denker, B. at USC (10/10/13) |
| Long Pass | 60 | Denker, B. at California (11/02/13) |
| Receptions | 9 | Grant, S. at California (11/02/13) |
| | 9 | Miller, T. vs Oregon (11/23/13) |
| Yards Receiving | 97 | Phillips, N. vs UCLA (11/09/13) |
| TD Receptions | 2 | Wharton, G. at USC (10/10/13) |
| | 2 | Phillips, N. vs UCLA (11/09/13) |
| Long Reception | 60 | Miller, T. at California (11/02/13) |
| Field Goals | 3 | Smith, J. at UNLV (09/07/13) |
| | 3 | Smith, J. at Colorado (10/26/13) |
| Long Field Goal | 53 | Smith, J. at California (11/02/13) |
| Punts | 8 | Riggleman, D. at California (11/02/13) |
| Punting Avg | 51.8 | Riggleman, D. vs UCLA (11/09/13) |
| Long Punt | 61 | Riggleman, D. vs Washington State (11/16/13) |
| Punts inside 20 | 4 | Riggleman, D. at California (11/02/13) |
| Long Punt Return | 25 | Jackson, J. at UNLV (09/07/13) |
| Long Kickoff Return | 34 | Baker, J. vs Washington State (11/16/13) |
| Tackles | 14 | Flowers, M. at USC (10/10/13) |
| | 14 | Fischer, J. vs Oregon (11/23/13) |
| Sacks | 3.0 | Tuihalamaka, S. at Arizona State (11/30/13) |
| Tackles For Loss | 3.0 | Wright, S. at California (11/02/13) |
| | 3.0 | Tuihalamaka, S. at Arizona State (11/30/13) |
| Interceptions | 2 | Bondurant, T. vs NAU (08/30/13) |

**2013 Arizona Football
Arizona Game Superlatives (Nov. 30, 2013)
All games**

OPPONENT TEAM GAME HIGHS

| | | |
|------------------|------|--------------------------------|
| Rushes | 61 | at Washington (09/28/13) |
| Yards Rushing | 249 | at USC (10/10/13) |
| | 249 | vs UCLA (11/09/13) |
| Yards Per Rush | 5.5 | at USC (10/10/13) |
| TD Rushes | 4 | at Arizona State (11/30/13) |
| Pass attempts | 56 | at California (11/02/13) |
| Pass completions | 39 | vs Washington State (11/16/13) |
| Yards Passing | 319 | vs Washington State (11/16/13) |
| Yards Per Pass | 11.0 | at Arizona State (11/30/13) |
| TD Passes | 4 | at California (11/02/13) |
| Total Plays | 86 | at Washington (09/28/13) |
| Total Offense | 546 | at USC (10/10/13) |
| Yards Per Play | 7.3 | at USC (10/10/13) |
| Points | 58 | at Arizona State (11/30/13) |
| Sacks By | 4 | at California (11/02/13) |
| First Downs | 27 | at USC (10/10/13) |
| | 27 | vs Washington State (11/16/13) |
| | 27 | vs Oregon (11/23/13) |
| Penalties | 8 | at UNLV (09/07/13) |
| | 8 | at California (11/02/13) |
| | 8 | vs Oregon (11/23/13) |
| Penalty Yards | 82 | at California (11/02/13) |
| Turnovers | 3 | vs NAU (08/30/13) |
| | 3 | at UNLV (09/07/13) |
| | 3 | vs Oregon (11/23/13) |
| Interceptions By | 3 | at Arizona State (11/30/13) |
| Punts | 7 | at UNLV (09/07/13) |
| | 7 | vs Utah (10/19/13) |
| | 7 | at California (11/02/13) |
| Punting Avg | 45.7 | at UNLV (09/07/13) |
| Long Punt | 59 | at Arizona State (11/30/13) |
| Punts inside 20 | 5 | at Washington (09/28/13) |
| Long Punt Return | 16 | vs Oregon (11/23/13) |

OPPONENT INDIVIDUAL GAME HIGHS

| | | |
|---------------------|------|--|
| Rushes | 40 | Sankey, Bishop, at Washington (09/28/13) |
| Yards Rushing | 161 | Sankey, Bishop, at Washington (09/28/13) |
| TD Rushes | 2 | Allen, Javorius, at USC (10/10/13) |
| | 2 | Foster, D.J., at Arizona State (11/30/13) |
| | 2 | Nelson, D., at Arizona State (11/30/13) |
| Long Rush | 79 | MURRAY-LAWRENCE, at UNLV (09/07/13) |
| Pass attempts | 56 | Goff, Jared, at California (11/02/13) |
| Pass completions | 39 | Halliday, C., vs Washington State (11/16/13) |
| Yards Passing | 319 | Halliday, C., vs Washington State (11/16/13) |
| TD Passes | 4 | Goff, Jared, at California (11/02/13) |
| Long Pass | 75 | Liufau, Sefo, at Colorado (10/26/13) |
| Receptions | 7 | Agholor, Nelson, at USC (10/10/13) |
| | 7 | Richardson,Paul, at Colorado (10/26/13) |
| | 7 | Treggs, Bryce, at California (11/02/13) |
| | 7 | Mason, Marcus, vs Washington State (11/16/13) |
| | 7 | Williams, Dom., vs Washington State (11/16/13) |
| Yards Receiving | 161 | Agholor, Nelson, at USC (10/10/13) |
| TD Receptions | 3 | Lawler, Kenny, at California (11/02/13) |
| Long Reception | 75 | Richardson,Paul, at Colorado (10/26/13) |
| Field Goals | 3 | Gonzalez,Zane, at Arizona State (11/30/13) |
| Long Field Goal | 53 | Oliver, Will, at Colorado (10/26/13) |
| Punts | 7 | YUNKER, Logan, at UNLV (09/07/13) |
| | 7 | Hackett, Tom, vs Utah (10/19/13) |
| | 7 | Leininger, Cole, at California (11/02/13) |
| Punting Avg | 45.7 | YUNKER, Logan, at UNLV (09/07/13) |
| Long Punt | 59 | Garoutte, Alex, at Arizona State (11/30/13) |
| Punts inside 20 | 5 | Coons, Travis, at Washington (09/28/13) |
| Long Punt Return | 16 | Addison, Bralon, vs Oregon (11/23/13) |
| Long Kickoff Return | 49 | Williams, Kasen, at Washington (09/28/13) |
| Tackles | 14 | Reilly, Trevor, vs Utah (10/19/13) |
| | 14 | Norris, Jared, vs Utah (10/19/13) |
| | 14 | Orms, Parker, at Colorado (10/26/13) |
| Sacks | 2.0 | Reilly, Trevor, vs Utah (10/19/13) |
| | 2.0 | Jefferson, Jale, at California (11/02/13) |
| Tackles For Loss | 4.0 | Bradford,Carl, at Arizona State (11/30/13) |
| Interceptions | 1 | Parker, Sean, at Washington (09/28/13) |
| | 1 | Peters, Marcus, at Washington (09/28/13) |
| | 1 | Bell, Jered, at Colorado (10/26/13) |
| | 1 | Adams, Ishmael, vs UCLA (11/09/13) |
| | 1 | Darby, Alden, at Arizona State (11/30/13) |
| | 1 | Randall, D., at Arizona State (11/30/13) |
| | 1 | Irabor, Osahon, at Arizona State (11/30/13) |

Arizona Football Offensive Scoring Drives

| Game | Obtained | Scoring Play | Plays | Yards | TOP | Score | QTR | Time |
|-----------------------------------|-----------|--|-------|-------|------|-------|-----|-------|
| NAU W, 35-0 | Kickoff | Daniel Jenkins 11-yard pass from B.J. Denker (Jake Smith kick) | 10 | 75 | 3:49 | 7-0 | 1 | 11:11 |
| | Punt | Daniel Jenkins 91-yard rush (Jake Smith kick) | 1 | 91 | 0:14 | 14-0 | 2 | 5:32 |
| | Punt | B.J. Denker 30-yard rush (Jake Smith kick) | 3 | 48 | 0:50 | 28-0 | 3 | 8:34 |
| | Missed FG | Javelle Allen 61-yard rush (Jake Smith kick) | 3 | 72 | 1:03 | 35-0 | 4 | 4:40 |
| at UNLV W, 58-6 | Punt | Jake Smith 41-yard field goal | 10 | 41 | 2:41 | 3-0 | 1 | 11:33 |
| | Punt | B.J. Denker 35-yard rush (Jake Smith kick) | 8 | 85 | 2:22 | 10-0 | 1 | 8:10 |
| | Fumble | B.J. Denker 4-yard rush (Jake Smith kick) | 2 | 9 | 0:35 | 17-0 | 1 | 3:25 |
| | Kickoff | Ka'Deem Carey 58-yard rush (Jake Smith kick) | 1 | 58 | 0:12 | 24-6 | 2 | 14:28 |
| | Punt | Ka'Deem Carey 12-yard rush (Jake Smith kick) | 11 | 63 | 4:03 | 31-6 | 2 | 8:37 |
| | Kickoff | Jake Smith 29-yard field goal | 14 | 63 | 5:06 | 48-6 | 3 | 9:54 |
| | Downs | Jake Smith 30-yard field goal | 12 | 41 | 5:55 | 51-6 | 4 | 9:00 |
| | Kickoff | Kylan Butler 3-yard rush (Jake Smith kick) | 11 | 84 | 5:26 | 58-13 | 4 | 2:50 |
| UTSA W, 38-13 | Kickoff | Samajie Grant 13-yard pass from B.J. Denker (Jake Smith kick) | 11 | 82 | 3:54 | 7-3 | 1 | 6:14 |
| | INT | B.J. Denker 35-yard rush (Jake Smith kick) | 3 | 34 | 1:21 | 14-3 | 1 | 3:03 |
| | Punt | Jake Smith 23-yard field goal | 9 | 48 | 1:55 | 17-3 | 2 | 14:09 |
| | Punt | Ka'Deem Carey 4-yard rush (Jake Smith kick) | 7 | 53 | 2:12 | 24-6 | 2 | 2:57 |
| | Kickoff | B.J. Denker 1-yard rush (Jake Smith kick) | 11 | 75 | 3:17 | 31-6 | 3 | 11:43 |
| at Washington L, 31-13 | Fumble | Ka'Deem Carey 7-yard rush (Jake Smith kick) | 10 | 59 | 4:16 | 38-6 | 4 | 13:57 |
| | Punt | Ka'Deem Carey 3-yard rush (Jake Smith kick failed) | 14 | 84 | 2:43 | 6-11 | 2 | 0:06 |
| | Kickoff | B.J. Denker 7-yard rush (Jake Smith kick) | 15 | 72 | 4:57 | 13-18 | 3 | 5:14 |
| at USC L, 31-13 | Punt | Jake Smith 27-yard field goal | 13 | 86 | 4:35 | 3-14 | 2 | 12:42 |
| | Kickoff | Nate Phillips 57-yard pass from B.J. Denker (Jake Smith kick) | 4 | 75 | 1:05 | 10-28 | 2 | 0:56 |
| | Punt | Garic Wharton 45-yard pass from B.J. Denker (Jake Smith kick) | 3 | 85 | 0:52 | 17-31 | 3 | 4:03 |
| | Punt | David Richards 9-yard pass from B.J. Denker (Jake Smith kick) | 17 | 96 | 4:53 | 24-38 | 4 | 6:48 |
| | Punt | Garic Wharton 28-yard pass from B.J. Denker (Jake Smith kick) | 2 | 42 | 0:19 | 31-38 | 4 | 4:18 |
| Utah W, 35-24 | Punt | B.J. Denker 10-yard rush (Jake Smith kick) | 8 | 80 | 1:52 | 7-0 | 1 | 9:17 |
| | INT | B.J. Denker 1-yard rush (Jake Smith kick blocked) | 13 | 72 | 4:10 | 20-7 | 2 | 5:48 |
| | Punt | Nate Phillips 7-yard pass from B.J. Denker (Denker rush) | 7 | 63 | 1:55 | 28-21 | 4 | 13:32 |
| | Missed FG | Ka'Deem Carey 44-yard (Jake Smith kick) | 5 | 77 | 2:19 | 35-24 | 4 | 1:30 |
| at Colorado W, 44-20 | Punt | Ka'Deem Carey 1-yard rush (Jake Smith kick) | 14 | 89 | 4:04 | 7-0 | 1 | 7:55 |
| | Kickoff | Jake Smith 37-yard field goal | 12 | 57 | 2:59 | 10-7 | 1 | 4:34 |
| | Kickoff | Ka'Deem Carey 7-yard rush (Jake Smith kick) | 9 | 75 | 2:44 | 17-13 | 2 | 2:28 |
| | Punt | Nate Phillips 44-yard pass from B.J. Denker (Jake Smith kick) | 2 | 74 | 0:27 | 24-13 | 2 | 0:50 |
| | Kickoff | Jake Smith 26-yard field goal | 6 | 66 | 1:35 | 27-13 | 3 | 13:25 |
| | Kickoff | Ka'Deem Carey 1-yard rush (Jake Smith kick) | 7 | 70 | 1:58 | 34-20 | 3 | 7:55 |
| | Downs | Ka'Deem Carey 6-yard rush (Jake Smith kick) | 2 | 18 | 0:24 | 41-20 | 4 | 14:30 |
| at California W, 33-28 | INT | Jake Smith 28-yard field goal | 6 | 64 | 3:05 | 44-40 | 4 | 9:10 |
| | Kickoff | B.J. Denker 9-yard rush (Jake Smith kick) | 9 | 73 | 2:12 | 7-7 | 1 | 8:19 |
| | Punt | Jake Smith 53-yard field goal | 7 | 19 | 2:22 | 12-7 | 2 | 12:54 |
| | Punt | Nate Phillips 21-pass from B.J. Denker (Jake Smith kick) | 10 | 57 | 2:59 | 19-7 | 2 | 8:22 |
| | Kickoff | B.J. Denker 1-yard rush (Jake Smith kick) | 8 | 75 | 2:18 | 26-14 | 3 | 12:42 |
| UCLA L, 31-26 | INT | B.J. Denker 14-yard rush (Jake Smith kick) | 4 | 27 | 1:09 | 33-21 | 3 | 0:07 |
| | Kickoff | Jake Smith 44-yard field goal | 12 | 48 | 4:02 | 3-0 | 1 | 10:58 |
| | Downs | Ka'Deem Carey 4-yard rush (Jake Smith kick) | 4 | 25 | 0:57 | 10-14 | 2 | 12:55 |
| | Fumble | Jake Smith 27-yard field goal | 5 | 18 | 2:00 | 13-24 | 3 | 2:15 |
| Washington St. L, 24-17 | Punt | Nate Phillips 15-yard pass from B.J. Denker (Denker pass failed) | 8 | 88 | 3:06 | 19-24 | 4 | 11:46 |
| | Kickoff | Nate Phillips 14-yard pass from B.J. Denker (Jake Smith kick) | 9 | 75 | 2:44 | 26-31 | 4 | 8:02 |
| | Kickoff | Ka'Deem Carey 30-yard run (Jake Smith kick) | 4 | 61 | 1:09 | 7-10 | 1 | 0:47 |
| Oregon W, 42-16 | Punt | Ka'Deem Carey 7-yard pass from B.J. Denker (Jake Smith kick) | 15 | 90 | 4:39 | 14-10 | 2 | 7:37 |
| | Kickoff | Jake Smith 25-yard field goal | 13 | 57 | 4:41 | 17-17 | 3 | 6:36 |
| | INT | Ka'Deem Carey 6-yard rush (Jake Smith kick) | 9 | 45 | 2:49 | 7-0 | 1 | 11:51 |
| | Punt | Nate Phillips 9-yard pass from B.J. Denker (Jake Smith kick) | 10 | 59 | 3:52 | 14-0 | 1 | 7:09 |
| | Kickoff | Terrence Miller 5-yard pass from B.J. Denker (Jake Smith kick) | 16 | 83 | 6:12 | 21-3 | 2 | 11:32 |
| | Downs | Ka'Deem Carey 5-yard rush (Jake Smith kick) | 6 | 59 | 0:42 | 28-9 | 2 | 0:18 |
| | Punt | Ka'Deem Carey 9-yard rush (Jake Smith kick) | 9 | 70 | 3:36 | 35-9 | 3 | 2:07 |
| at ASU L, 58-21 | Kickoff | Ka'Deem Carey 1-yard rush (Jake Smith kick) | 12 | 75 | 5:12 | 42-16 | 4 | 8:59 |
| | Kickoff | B.J. Denker 1-yard rush (Jake Smith kick) | 12 | 78 | 3:44 | 7-27 | 2 | 4:14 |
| | Punt | Ka'Deem Carey 8-yard rush (Jake Smith kick) | 7 | 75 | 2:43 | 14-30 | 3 | 12:17 |
| | | Garic Wharton 1-yard rush (fumble recovery) (Jake Smith kick) | 5 | 68 | 1:42 | 21-37 | 3 | 2:27 |

Arizona Football Game-by-Game Offensive Drive Charts

| Game | Drives | TD | FG | MFG | Punt | Fumble | INT | Downs | Half | Avg. Start | Opp. Avg. Start |
|-------------------------|--------|----|----|-----|------|--------|-----|-------|------|------------|-----------------|
| NAU | 12 | 4 | 0 | 1 | 4 | 0 | 0 | 1 | 2 | Own 27 | Own 27 |
| at UNLV | 14 | 5 | 3 | 1 | 1 | 1 | 0 | 2 | 1 | Own 44 | Own 25 |
| UTSA | 11 | 5 | 1 | 0 | 4 | 1 | 0 | 0 | 0 | Own 35 | Own 23 |
| at Washington | 14 | 2 | 0 | 0 | 6 | 0 | 2 | 2 | 1 | Own 23 | Own 35 |
| at USC | 13 | 4 | 1 | 1 | 7 | 0 | 0 | 0 | 0 | Own 20 | Own 28 |
| Utah | 16 | 4 | 0 | 0 | 5 | 2 | 0 | 3 | 2 | Own 23 | Own 36 |
| at Colorado | 14 | 5 | 3 | 0 | 4 | 1 | 1 | 0 | 0 | Own 25 | Own 30 |
| at California | 16 | 4 | 1 | 1 | 8 | 0 | 0 | 1 | 1 | Own 35 | Own 20 |
| UCLA | 14 | 3 | 2 | 0 | 5 | 1 | 1 | 1 | 1 | Own 30 | Own 26 |
| Washington State | 12 | 2 | 1 | 2 | 4 | 2 | 0 | 1 | 0 | Own 29 | Own 33 |
| Oregon | 11 | 6 | 0 | 0 | 4 | 0 | 0 | 0 | 1 | Own 29 | Own 22 |
| at Arizona State | 16 | 3 | 0 | 1 | 4 | 1 | 3 | 3 | 1 | Own 23 | Own 40 |

2013 Arizona Football Arizona - Long Plays

20-YARD PLUS PLAYS

| Yds | Type | Player(s) | Opponent |
|-----|------|------------------------------|------------------|
| 91* | Rush | Jenkins, D. | NAU |
| 61* | Rush | Allen, J. | NAU |
| 60 | Pass | Miller, T. from Denker, B. | California |
| 58* | Rush | Carey, K. | UNLV |
| 57* | Pass | Phillips, N. from Denker, B. | USC |
| 56 | Rush | Jenkins, D. | Colorado |
| 54 | Rush | Denker, B. | Colorado |
| 52* | INT | Bondurant, T. | UNLV |
| 49* | INT | Fischer, J. | UNLV |
| 46 | Rush | Denker, B. | Colorado |
| 45* | Pass | Wharton, G. from Denker, B. | USC |
| 44* | Pass | Phillips, N. from Denker, B. | Colorado |
| 44* | Rush | Carey, K. | Utah |
| 43 | Pass | Miller, T. from Denker, B. | Colorado |
| 39 | Rush | Carey, K. | USC |
| 37 | Rush | Baker, J. | UNLV |
| 36 | Pass | Phillips, N. from Denker, B. | Utah |
| 36 | FR | Flowers, M. | UNLV |
| 35* | Rush | Denker, B. | UTSA |
| 35* | Rush | Denker, B. | UNLV |
| 35 | Rush | Denker, B. | Oregon |
| 34 | KR | Baker, J. | Washington State |
| 33 | Rush | Denker, B. | Washington |
| 32 | Pass | Jackson, J. from Denker, B. | USC |
| 31 | Pass | Wharton, G. from Denker, B. | NAU |
| 31 | KR | Jenkins, D. | Arizona State |
| 30 | Rush | Carey, K. | Colorado |
| 30 | Rush | Carey, K. | Utah |
| 30* | Rush | Denker, B. | NAU |
| 30* | Rush | Carey, K. | Washington State |
| 30 | Pass | Wharton, G. from Denker, B. | Arizona State |
| 29 | Pass | Wharton, G. from Denker, B. | Colorado |
| 28 | KR | Baker, J. | California |
| 28* | Pass | Wharton, G. from Denker, B. | USC |
| 28 | Rush | Carey, K. | Arizona State |
| 27 | Pass | Miller, T. from Denker, B. | USC |
| 27 | KR | Baker, J. | California |
| 27 | Pass | Grant, S. from Denker, B. | Washington State |
| 26 | KR | Phillips, N. | Washington |
| 26 | KR | Phillips, N. | UNLV |
| 25 | Rush | Carey, K. | UNLV |
| 25 | KR | Grant, S. | Arizona State |
| 25 | Pass | Grant, S. from Denker, B. | Colorado |
| 25 | PR | Jackson, J. | UNLV |
| 25 | KR | Baker, J. | Washington State |
| 25 | Rush | Jenkins, D. | UNLV |
| 25 | Pass | Wharton, G. from Denker, B. | Arizona State |
| 24 | Pass | Richards, D. from Denker, B. | Colorado |
| 24 | KR | Jackson, J. | USC |
| 24 | Rush | Carey, K. | UCLA |
| 24 | Pass | Carey, K. from Denker, B. | Washington |
| 24 | Pass | Wharton, G. from Denker, B. | UTSA |
| 23* | INT | Bondurant, T. | NAU |
| 23 | Pass | Miller, T. from Denker, B. | Oregon |
| 23 | KR | Grant, S. | Colorado |
| 23 | Pass | Wharton, G. from Denker, B. | UTSA |
| 23 | KR | Grant, S. | USC |
| 23 | Pass | Griffey, T. from Denker, B. | Arizona State |
| 22 | Rush | Carey, K. | UCLA |
| 22 | Pass | Miller, T. from Denker, B. | Colorado |
| 22 | KR | Baker, J. | Arizona State |
| 22 | KR | Baker, J. | UCLA |
| 22 | Pass | Miller, T. from Denker, B. | Utah |
| 22 | KR | Baker, J. | Utah |
| 21 | Pass | Phillips, N. from Denker, B. | UCLA |
| 21 | Rush | Denker, B. | Arizona State |
| 21 | Rush | Carey, K. | California |
| 21 | Pass | Jackson, J. from Denker, B. | Utah |
| 21 | Rush | Denker, B. | Arizona State |
| 21 | Rush | Carey, K. | Arizona State |
| 21 | PR | Jackson, J. | USC |
| 21* | Pass | Phillips, N. from Denker, B. | California |

LONG PLAYS BY THE NUMBERS

| Long Plays By Yards | No. | TD |
|---------------------|-----|----|
| 100+ | 0 | 0 |
| 90-99 | 1 | 1 |
| 80-89 | 0 | 0 |
| 70-79 | 0 | 0 |
| 60-69 | 2 | 1 |
| 50-59 | 5 | 3 |
| 40-49 | 6 | 4 |
| 30-39 | 17 | 4 |
| 20-29 | 44 | 3 |

Long Plays By Type

| | No. | TD |
|----------------|-----|----|
| Rushing | 27 | 8 |
| Passing | 27 | 5 |
| Punt returns | 3 | 0 |
| Kick returns | 14 | 0 |
| Interceptions | 3 | 3 |
| Fumble returns | 1 | 0 |
| Other | 0 | 0 |
| TOTAL | 75 | 16 |

20-YARD PLUS BY PLAYER

| Player | No. | TD | R | P | KR | PR | IR | FR |
|---------------|-----|----|----|----|----|----|----|----|
| Carey, K. | 14 | 3 | 13 | 1 | 0 | 0 | 0 | 0 |
| Denker, B. | 9 | 3 | 9 | 0 | 0 | 0 | 0 | 0 |
| Wharton, G. | 8 | 2 | 0 | 8 | 0 | 0 | 0 | 0 |
| Baker, J. | 8 | 0 | 1 | 0 | 7 | 0 | 0 | 0 |
| Phillips, N. | 7 | 3 | 0 | 5 | 2 | 0 | 0 | 0 |
| Miller, T. | 6 | 0 | 0 | 6 | 0 | 0 | 0 | 0 |
| Grant, S. | 6 | 0 | 0 | 3 | 3 | 0 | 0 | 0 |
| Jackson, J. | 6 | 0 | 0 | 2 | 1 | 3 | 0 | 0 |
| Jenkins, D. | 4 | 1 | 3 | 0 | 1 | 0 | 0 | 0 |
| Bondurant, T. | 2 | 2 | 0 | 0 | 0 | 0 | 2 | 0 |
| Allen, J. | 1 | 1 | 1 | 0 | 0 | 0 | 0 | 0 |
| Fischer, J. | 1 | 1 | 0 | 0 | 0 | 0 | 1 | 0 |
| Richards, D. | 1 | 0 | 0 | 1 | 0 | 0 | 0 | 0 |
| Flowers, M. | 1 | 0 | 0 | 0 | 0 | 0 | 0 | 1 |
| Griffey, T. | 1 | 0 | 0 | 1 | 0 | 0 | 0 | 0 |
| TOTAL | 75 | 16 | 27 | 27 | 14 | 3 | 3 | 1 |

LONGEST PLAYS OF THE YEAR

Rushing

91 Jenkins, D. vs NAU (8/30/2013)

Rushing Touchdown

91 Jenkins, D. vs NAU (8/30/2013)

Passing

60 Miller, T. from Denker, B.
vs California (11/2/2013)

Passing Touchdown

57 Phillips, N. from Denker, B.
vs USC (10/10/2013)

Punt Return

25 Jackson, J. vs UNLV (9/7/2013)

Kick Return

34 Baker, J. vs Washington State (11/16/2013)

Interception Return

52 Bondurant, T. vs UNLV (9/7/2013)

Fumble Return

36 Flowers, M. vs UNLV (9/7/2013)

Punt

61 Riggelman, D. vs Washington State (11/16/2013)

Field Goal

53 Smith, J. vs California (11/2/2013)

--- OFFENSIVE CAREER HIGHS ---

JAVELLE ALLEN #9

Rushing yards.....67.....NAU (8/30/2013)
 Rush attempts.....2.....3 times (last at ASU 11/30/2013)
 Longest rush.....61*.....NAU (8/30/2013)
 Longest rushing TD.....61.....NAU (8/30/2013)
 Rushing TDs.....1.....NAU (8/30/2013)
 Pass Attempts.....1.....at Washington (9/28/2013)
 Completions.....0.....at Washington (9/28/2013)
 Pass yards.....0.....at Washington (9/28/2013)

JARED BAKER #23

Rushing yards.....66.....at UNLV (9/7/2013)
 Rushes.....12.....at UNLV (9/7/2013)
 Longest rush.....37.....at UNLV (9/7/2013)
 Receptions.....1.....NAU (8/30/2013)
 Receiving Yards.....17.....NAU (8/30/2013)
 Longest Reception.....17.....NAU (8/30/2013)
 Touchdowns.....1.....South Carolina State (9/15/2012)
 Long TD run.....4.....South Carolina State (9/15/2012)
 Kickoff returns.....2.....5 times (last at ASU 11/30/2013)
 Kickoff return yards.....59.....vs. Washington State (11/16/2013)
 Longest kick return.....34.....vs. Washington State (11/16/2013)

KYLAN BUTLER #2

Rushing yards.....29.....UCLA (10/20/2011)
 Rushes.....6.....UCLA (10/20/2011)
 Longest rush.....16.....South Carolina State (9/15/2012)
 Rushing TDs.....1.....at UNLV (9/7/2013)
 Kick returns.....2.....Oregon State (9/29/2012)
 Kick return yards.....24.....Oregon State (9/29/2012)
 Long kick return.....15.....Oregon State (9/29/2012)

KA'DEEM CAREY #25

Rushing yards.....366^!.....Colorado (11/10/2012)
 Rushes.....48.....Oregon (11/23/2013)
 Longest rush.....73*.....vs. Toledo (9/1/2012)
 Rushing touchdowns.....5^!.....Colorado (11/10/2012)
 100-yard rush games.....21.....Last: at ASU (11/30/2013)
 Receptions.....7.....at Stanford (10/6/2012)
 Receiving yards.....68.....Twice (last at Stanford, 10/6/2012)
 Longest reception.....47.....vs. Oregon State (9/29/2012)
 Touchdown receptions.....1.....4 times (Last: vs. WSU 11/16/2013)
 Kickoff returns.....9.....Oregon (9/24/2011)
 Kickoff return yards.....197.....Oregon (9/24/2011)
 Long kickoff return.....39.....Oregon (9/24/2011)
 All-purpose yards.....400^.....Colorado (11/10/2012)

B.J. DENKER #7

Attempts.....44.....at USC (10/10/2013)
 Completions.....28.....at USC (10/10/2013)
 Passing yards.....363.....at USC (10/10/2013)
 Passing touchdowns.....4.....at USC (10/10/2013)
 Long pass.....60.....at California (11/2/2013)
 Long TD pass.....57*.....at USC (10/10/2013)
 Interceptions.....3.....at ASU (11/30/2013)
 Rushes.....17.....vs. Washington State (11/16/2013)
 Rush yards.....192.....at Colorado (10/26/2013)
 Rush TD.....3.....at California (11/2/2013)
 Longest rush.....54.....at Colorado (10/26/2013)
 Long rush TD.....35*.....Twice (last: vs. UTSA 9/13/2013)
 TD responsible for.....4.....Twice (last at Cal, 11/2/2013)

SAMAJIE GRANT #10

Receptions.....9.....at California (11/2/2013)
 Receiving yards.....78.....at California (11/2/2013)
 Long reception.....27.....vs. Washington State (11/16/2013)
 TD receptions.....1.....vs. UTSA (9/14/2013)
 Long TD reception.....13*.....vs. UTSA (9/14/2013)
 Kickoff returns.....3.....at USC (10/10/2013)
 Kickoff return yards.....53.....at USC (10/10/2013)
 Long kickoff return.....23.....Twice (last: at Colorado 10/26/2013)
 All-purpose yards.....94.....at California (11/2/2013)

--- OFFENSIVE CAREER HIGHS ---

TREY GRIFFEY #5

Receiving yards.....59.....at ASU (11/30/2013)
 Receptions.....4.....Twice (Last: at ASU 11/30/2013)
 Long reception.....23.....at ASU (11/30/2013)

AUSTIN HILL #29

Receiving yards.....259.....vs. USC (10/27/2012)
 Receptions.....11.....at Stanford (10/6/2012)
 Long reception.....63.....vs. Nevada (12/15/2012)
 Long TD reception.....53*.....vs. Washington (10/20/2012)
 Touchdown receptions.....2.....4 times (last vs. Nev 12/15/2012)
 100-yd receiving games.....6.....last vs. Nevada (12/15/2012)

JOHNNY JACKSON #30

Receiving yards.....75.....at Stanford (10/6/2012)
 Receptions.....10.....at Stanford (10/6/2012)
 Long reception.....32.....at USC (10/10/2013)
 Long TD reception.....8.....vs. USC (10/26/2012)
 Touchdown receptions.....1.....vs. USC (10/27/2012)
 Kickoff returns.....3.....at USC (10/10/2013)
 Kickoff return yards.....55.....at USC (10/10/2013)
 Longest kick return.....29.....vs. Nevada (12/15/2012)
 Punt returns.....5.....at UNLV (9/7/2013)
 Punt return yards.....59.....at UNLV (9/7/2013)
 Long punt return.....25.....at UNLV (9/7/2013)
 All-purpose yards.....129.....at USC (10/10/2013)

DANIEL JENKINS #3

Rush yards.....139.....NAU (8/30/2013)
 Rushes.....21.....vs. Arizona State (11/23/2012)
 Long rush.....91*.....NAU (8/30/2013)
 Rushing touchdowns.....1.....5 times, (last vs. NAU 8/30/2013)
 100-yard rushing games.....1.....NAU (8/30/2013)
 Receptions.....4.....Louisiana (11/26/2011)
 Receiving yards.....26.....Louisiana (11/26/2011)
 Receiving touchdowns.....1.....NAU (8/30/2013)
 Long reception.....17.....at Stanford (10/6/2012)
 Kickoff returns.....7.....at Oregon (9/22/2012)
 Kickoff return yards.....121.....Louisiana (11/26/2011)
 Long kickoff return.....81.....Louisiana (11/26/2011)

TERRENCE MILLER #18

Receiving yards.....116.....USC (11/13/2010)
 Receptions.....9.....Oregon (11/23/2013)
 Long reception.....60.....at California (11/2/2013)
 100-yd receiving games.....1.....USC (11/13/2010)
 Receiving touchdowns.....1.....3 times (last vs. Oregon 11/23/2013)
 Rush yards.....13.....USC (11/13/2010)
 Rushes.....2.....USC (11/13/2010)

RICHARD MORRISON #8

Receiving yards.....66.....vs. Oklahoma State (12/29/2010)
 Receptions.....6.....Twice, last vs. Toledo (9/1/2012)
 Touchdown receptions.....1.....4 times (last vs. SC State 9/15/2012)
 Long reception.....34*.....Twice (last ORE 9/24/2011)
 Rush yards.....8.....South Carolina State (9/15/2012)
 Rushes.....2.....at UCLA (11/3/2012)
 Long rush.....8.....South Carolina State (9/15/2012)
 Punt returns.....5.....UCLA (10/20/2011)
 Punt return yards.....63*.....vs. Washington (10/20/2012)
 Long punt return.....63*.....vs. Washington (10/20/2012)

--- OFFENSIVE CAREER HIGHS ---

NATE PHILLIPS #6

Receptions.....8.....vs. UCLA (11/9/2013)
 Receiving yards.....97.....vs. UCLA (11/9/2013)
 Rushes.....1.....Twice (Last: vs. WSU 11/16/2013)
 Rushing yards.....8.....vs. Washington State (11/16/2013)
 Longest rush.....8.....vs. Washington State (11/16/2013)
 Touchdown receptions.....2.....vs. UCLA (11/9/2013)
 Long reception.....57*.....at USC (10/10/2013)
 Long TD reception.....57*.....at USC (10/10/2013)
 Kickoff returns.....2.....at UNLV (9/7/2013)
 Kickoff return yards.....42.....at UNLV (9/7/2013)
 Long kickoff return.....26.....at UNLV (9/7/2013)
 Punt returns.....3.....Twice (last at Cal, 11/2/2013)
 Punt return yards.....27.....at California (11/2/2013)
 Long punt return.....19.....at California (11/2/2013)
 All-purpose yards.....97.....vs. UCLA (11/9/2013)

DAVID RICHARDS #80

Receiving yards.....53.....vs. Nevada (12/15/2012)
 Receptions.....7.....at Oregon (9/22/2012)
 Touchdown receptions.....1.....3 times (last at USC 10/10/2013)
 Long reception.....27*.....vs. Washington (10/20/2012)
 Long TD reception.....27*.....vs. Washington (10/20/2012)

GARIC WHARTON #16

Receiving yards.....89.....vs. Arizona St. (11/23/2012)
 Receptions.....6.....Twice (last vs. Nev 12/15/2012)
 Long reception.....45*.....at USC (10/10/2013)
 Longest TD reception.....45*.....at USC (10/10/2013)
 Rush yards.....19.....Colorado (11/10/2012)
 Rushes.....1.....Twice (last vs. Colorado 11/10/2012)
 Long rush.....11.....at USC (10/1/2011)
 Rushing TD.....1.....at ASU (11/30/2013)
 Kickoff returns.....3.....Four times (last at Wash. 10/29/11)
 Kickoff return yards.....78.....at Washington (10/29/2011)
 Long kickoff return.....44.....at Washington (10/29/2011)

--- PLACEKICKERS ---

JAKE SMITH #86

FG attempts.....4.....at UNLV (9/7/2013)
 Made field goals.....3.....Twice (last: at Colorado 10/26/2013)
 Longest FG attempt.....55.....at California (11/2/2013)
 Long made FG.....53.....at California (11/2/2013)
 PAT attempts.....7.....at UNLV (9/7/2013)
 Made PATs.....7.....at UNLV (9/7/2013)
 Points.....16.....at UNLV (9/7/2013)
 Kickoffs.....11.....at UNLV (9/7/2013)
 Touchbacks.....7.....at Colorado (10/26/2013)

--- DEFENSIVE CAREER HIGHS ---

JAMAR ALLAH #27

Tackles3..... vs. Oklahoma State (9/8/2012)

DEREK BABIASH #1

Tackles1..... at California (11/2/2013)

TRA'MAYNE BONDURANT #21

Tackles10..... 3 times (Last: vs. UCLA 11/9/2013)
 TFL3..... Twice (last at Stanford, 10/6/2012)
 Sacks1..... 3 times (Last: vs. UCLA 11/9/2013)
 PBU4..... at ASU 11/19/2011
 Interceptions2..... NAU (8/30/2013)
 Long INT return52..... at UNLV (9/7/2013)
 Long INT TD return52*..... at UNLV (9/7/2013)
 Forced fumble1..... 4 times (last vs. Oregon 11/23/2013)

BLAKE BRADY #46

Tackles4..... vs. Nevada (12/15/2012)

KEONI BUSH-LOO #3

Tackles2..... 3 times (Last: at ASU 11/30/2013)
 TFL0.5..... vs. UCLA (11/9/2013)
 Sacks0.5..... vs. UCLA (11/9/2013)

TREVOR ERMISCH #20

Tackles2..... 3 times (last vs. Utah 10/19/2013)

JAKE FISCHER #33

Tackles14..... Twice (last vs. Oregon 11/23/2013)
 TFL2.5..... vs. Toledo (9/1/2012)
 Sacks1..... Twice (last at Wash. St. 10/16/2010)
 PBU1..... 5 times (last at Utah 11/17/2012)
 Rushes1..... at UCLA (10/30/2010)
 Long rush29..... at UCLA (10/30/2010)
 Forced fumble1..... 3 times (last vs. ASU 11/23/2012)
 Fumble recovery1..... 5 times (last vs. UTSA 9/14/2013)
 INT1..... at UNLV (9/7/2013)
 Long INT return49*..... at UNLV (9/7/2013)

MARQUIS FLOWERS #2

Tackles16..... Stanford (9/17/2011)
 TFL2.5..... vs. Toledo (9/1/2012)
 PBU2..... vs. Oklahoma State (9/8/2012)
 Interceptions2..... vs. USC (10/27/2012)
 Long INT return14..... Twice (last vs. Utah [TD] 10/19/13)
 Interception return TD1..... Utah (10/19/2013)
 Sacks1.5..... vs. Toledo (9/1/2012)
 Fumble recovery1..... 3 times (last vs. UCLA 11/9/2013)
 Long fumble return36..... at UNLV (9/7/2013)
 Forced Fumble1..... 4 times (last vs. ASU 11/23/2012)

REGGIE GILBERT #84

Tackles6..... at Colorado (10/26/2013)
 TFL2.0..... Twice (Last: vs. WSU 11/16/2013)
 Sacks2.0..... vs. Washington State (11/16/2013)
 Fumble recovery1..... Twice (last vs. ASU 11/23/2012)
 Forced fumble1..... vs. UTSA (9/14/2013)

JOURDON GRANDON #26

Tackles12..... Twice (last at Stanford, 10/6/2012)
 TFL0.5..... Twice (last at Cal, 11/2/2013)
 PBU3..... at ASU (11/19/2011)
 Interceptions1..... 3 times (Last: vs. UTSA 9/14/2013)
 Long INT return41..... at ASU (11/19/2011)
 Forced fumble1..... 4 times (Last: vs. UTSA 9/14/2013)
 Fumble recovery1..... Twice (Last: vs. Oregon 11/23/2013)

--- DEFENSIVE CAREER HIGHS ---

DEVIN HOLIDAY #13

Tackles2..... Twice (last: vs. UTSA 9/14/2013)
 Interceptions1..... NAU (8/30/2013)
 Long INT return10..... NAU (8/30/2013)
 PBU1..... at Colorado (10/26/2013)

TEVIN HOOD #98

Tackles10..... vs. Arizona State (11/23/2012)
 Forced fumble1..... 3 times (last vs UCLA 11/9/2013)
 TFL2..... at ASU (11/30/2013)
 Sacks1..... NAU (8/30/2013)

HANK HOBSON #19

Tackles5..... at Stanford (10/6/2012)
 TFL1.0..... vs. USC (10/27/2012)
 Sacks0.5..... Twice (last vs. Wash. 10/20/2012)

SIR THOMAS JACKSON #53

Tackles10..... at Oregon (9/22/2012)
 PBU2..... vs. Oklahoma State (9/8/2012)
 Sacks1..... Twice (last vs. Utah 10/19/2013)
 TFL2.5..... vs. Oregon State (9/29/2012)

TELLAS JONES #14

Tackles4..... Oregon (11/23/2013)

TERRIS JONES-GRIGSBY

Tackles4..... Utah (10/19/2013)

KYLE KELLEY #99

Tackles1..... Twice (Last: vs. Oregon 11/23/2013)

ANTHONY LOPEZ #28

Tackles5..... at Colorado (10/26/2013)

JONATHAN MCKNIGHT #6

Tackles11..... vs. USC (10/27/2012)
 TFL1..... vs. UCLA (11/9/2013)
 PBU2..... vs. Oregon State (9/29/2012)
 INT1..... 5 times (Last: at ASU 11/30/2013)
 Long INT Ret.48*..... vs. Oklahoma State (9/8/2012)
 Fumble recovery1..... vs. USC (10/27/2012)

DWIGHT MELVIN #97

Tackles1..... at UNLV (9/7/2013)
 TFL1..... at UNLV (9/7/2013)

DEANDRE MILLER #32

Tackles1..... 5 times (Last vs. Utah 10/19/2013)

BRENDAN MURPHY #40

Tackles3..... Colorado 11/10/2012
 PBU1..... South Carolina State (9/15/2012)

WILLIAM PARKS #11

Tackles7..... at Colorado (10/26/2013)
 TFL1..... at Colorado (10/26/2013)
 PBU2..... at Colorado (10/26/2013)
 INT1..... at Colorado (10/26/2013)
 Long INT return19..... at Colorado (10/26/2013)

DAN PETTINATO #90

Tackles6..... at Oregon (9/22/2012)
 TFL1.0..... vs. USC (10/27/2012)
 Sacks1.0..... Louisiana (11/26/2011)
 Fumble recovery1..... vs. Washington (10/20/2012)
 PBU1..... Twice (last vs. ASU 11/23/2012)

DERRICK RAINEY #17

Tackles7..... 3 times (last vs. Nev. 12/15/2012)
 Forced fumble1..... at Stanford (10/6/2012)

--- DEFENSIVE CAREER HIGHS ---

SHAQUILLE RICHARDSON #5

Tackles9..... at Oklahoma State (9/8/2011)
 TFL2..... NAU (8/30/2013)
 PBU3..... at Washington State (10/16/2010)
 INT2..... Twice (at Oregon St. 10/8/2011)
 Long INT return41..... at ASU (11/19/2011)
 Forced fumbles1..... Twice (last UCLA 10/20/2011)
 Fumble recovery1..... at Stanford (10/6/2012)

YAMEN SANDERS #10

Tackles1..... 4 times (last at Cal, 11/2/2013)

KIRIFI TAULA #75

Tackles5..... Twice (last Utah 11/5/2011)
 TFL2..... at USC (10/1/2011)
 PBU1..... Twice (last at USC, 10/10/2013)

JARED TEVIS #38

Tackles13..... at Washington (9/28/2013)
 TFL1.5..... vs. Washington State (11/16/2013)
 Sacks1..... vs. UTSA (9/14/2013)
 PBU2..... Twice (last at Oregon, 9/22/2012)
 INT2..... vs. Oklahoma State (9/8/2012)
 Long INT Ret.32..... vs. Oklahoma State (9/8/2012)
 Forced fumbles2..... at Oregon (9/22/2012)

SIONE TUIHALAMAKA #91

Tackles8..... Utah (10/19/2013)
 TFL3..... at ASU (11/30/2013)
 Sacks3..... at ASU (11/30/2013)
 Forced fumble1..... vs. UCLA (11/9/2013)

DERRICK TURITURI #45

Tackles3..... Twice (Last: vs. WSU 11/16/2013)
 TFL1..... Twice (Last: vs. WSU 11/16/2013)
 Sacks1..... Twice (Last vs. WSU 11/16/2013)

SHANE WILSON #42

Tackles1..... 5 times (Last vs. Utah 10/19/2013)

SCOOBY WRIGHT #31

Tackles11..... at California (11/2/2013)
 TFL3..... at California (11/2/2013)
 PBU1..... at USC (10/10/2013)
 INT1..... Oregon (11/23/2013)
 Long INT return13..... Oregon (11/23/2013)

--- PUNTING ---

DREW RIGGLEMAN #39

Punts8..... at California (11/2/2013)
 Yards331..... at California (11/2/2013)
 Long punt61..... vs. Washington State (11/16/2013)
 Inside 204..... at California (11/2/2013)

SCORING BY QUARTER

| | 1 | 2 | 3 | 4 | Final |
|---------|---|---|----|---|-------|
| NAU | 0 | 0 | 0 | 0 | 0 |
| Arizona | 7 | 7 | 14 | 7 | 35 |

SCORING SUMMARY

First Quarter

ARIZ 11:11 Jenkins, D. 11 yd pass from Denker, B. (Smith, J. kick); 10-75, 3:49

Second Quarter

ARIZ 5:32 Jenkins, D. 91 yd run (Smith, J. kick); 1-91, 0:14

Third Quarter

ARIZ 14:47 Bondurant, T. 23 yd interception return (Smith, J. kick)

ARIZ 8:34 Denker, B. 30 yd run (Smith, J. kick); 3-48, 0:50

Fourth Quarter

ARIZ 4:40 Allen, J. 61 yd run (Smith, J. kick); 3-72, 1:03

TEAM STATS

| Category | NAU | Arizona |
|----------------------------|---------|---------|
| FIRST DOWNS | 15 | 14 |
| RUSHES-YARDS (NET) | 39-94 | 34-306 |
| PASSING YDS (NET) | 176 | 87 |
| Passes Att-Comp-Int | 36-21-3 | 13-9-0 |
| TOTAL OFFENSE PLAYS-YARDS | 75-270 | 47-393 |
| Fumble Returns-Yards | 0-0 | 0-0 |
| Punt Returns-Yards | 0-0 | 4-19 |
| Kickoff Returns-Yards | 2-34 | 0-0 |
| Interception Returns-Yards | 0-0 | 3-37 |
| Punts (Number-Avg) | 6-43.3 | 4-33.0 |
| Fumbles-Lost | 0-0 | 2-0 |
| Penalties-Yards | 5-60 | 2-30 |
| Possession Time | 40:16 | 19:44 |
| Third-Down Conversions | 4 of 19 | 4 of 10 |
| Fourth-Down Conversions | 4 of 5 | 0 of 1 |
| Red-Zone Scores-Chances | 0-1 | 1-2 |
| Sacks By: Number-Yards | 0-0 | 3-15 |

INDIVIDUAL STATS

RUSHING: NAU-Zach Bauman 21-71; Casey Jahn 8-30; Jake Thomas 1-2; Kyren Poe 9-minus 9. **Arizona**-Jenkins, D. 12-139; Denker, B. 13-71; Allen, J. 2-67; Baker, J. 7-29.

PASSING: NAU-Kyren Poe 21-36-3-176. **Arizona**-Denker, B. 9-13-0-87.

RECEIVING: NAU-Nick Cole 6-62; Zach Bauman 5-19; RJ Rickert 4-50; Alex Holmes 2-4; Casey Jahn 1-18; Jesse Brantley 1-16; Dejon Walker 1-5; Beau Gardner 1-2. **Arizona**-Jenkins, D. 3-13; Wharton, G. 2-35; Jackson, J. 2-8; Baker, J. 1-17; Miller, T. 1-14.

INTERCEPTIONS: NAU-None. **Arizona**-Bondurant, T. 2-27; Holiday, D. 1-10.

FUMBLES: NAU-None. **Arizona**-Phillips, N. 2-0.

SACKS (UA-A): NAU-None. **Arizona**-Team 1-0; Hood, T. 1-0; Turituri, D. 1-0.

Game 1: NAU at Arizona

NAU..... 0

Arizona..... 35

Aug. 30, 2013 // Tucson, Ariz. // Arizona Stadium (53,793)
Start: 7:07 p.m. // TOG: 2:51 // Weather: 85 degrees, overcast, showers

TUCSON, Ariz. (AP) -- In January, Daniel Jenkins announced he was transferring from Arizona to Washington State. He left school, but not for long.

A few months later, Jenkins was back, and on a rainy Friday night, the speedy senior made the most of Ka'Deem Carey's absence in the Wildcats' 35-0 season-opening victory over Northern Arizona.

Jenkins ran 91 yards for a touchdown, the third-longest rushing play in Arizona school history, and also caught a scoring pass in the opener of Rodriguez's second season in Arizona.

B.J. Denker threw an 11-yard touchdown pass to Jenkins and ran 30 yards for another score. Moments after Denker left the game in the fourth quarter, backup Javelle Allen ran 61 yards for a TD.

Tra'Mayne Bondurant had two interceptions, returning one 21 yards for a touchdown.

Carey, Arizona's All-American running back and the nation's leading rusher last season, was suspended for the game "per team policy," the school said. The punishment apparently stemmed from trouble the running back had during the offseason, including an arrest for an incident involving his girlfriend. The charges were later dropped. Carey also was kicked out of a basketball game in a run-in with arena management and local police.

Jenkins gained 139 yards in 12 attempts. Denker completed 9 of 13 passes for 87 yards and rushed for 71 yards in 13 carries.

Rodriguez had not announced a starting quarterback to replace the departed Matt Scott, but most assumed it would be Denker, and it was.

After the opening kickoff, the senior directed an 11-play, 75-yard touchdown drive. Denker completed both passes on the drive for 42 yards, including the TD toss to the wide-open Jenkins. Denker also rushed five times for 23 yards on the drive. He said he was never told he was the starter.

The rain began to fall a short time later and neither offense accomplished much until Jenkins, a 5-foot-9 senior, raced up the middle and outran the Lumberjacks 91 yards to the end zone to make it 14-0 with 5:32 left in the half.

The only longer TD runs in Arizona school history were 96 yards by Trung Canidate against San Diego State in 1997 and 94 by Nic Grigsby, also against Northern Arizona, in 2009.

On the first play of the second half, Kyren Poe's pass was tipped by freshman linebacker Scooby Wright, then intercepted by Bondurant, who returned it 21 yards for a touchdown to put the Wildcats up 21-0. It was Bondurant's second career interception return for a score.

Northern Arizona was forced to punt from its own end zone and Arizona took over at the Lumberjacks' 48. A pass interference penalty set up Denker's 30-yard touchdown dash. The quarterback was hit just before the goal line but made it into the end zone to put the Wildcats up 28-0 with 8:34 left in the quarter.

Andy Wilder missed field goal attempts of 42 and 45 yards for the Lumberjacks, a Football Championship Subdivision school with 18 starters back from last season's 8-3 Big Sky Conference team. Jake Smith missed a 26-yard attempt for Arizona.

Poe completed his first 10 passes for Northern Arizona and finished 21 of 36 for 176 yards. He was intercepted three times, all in the third quarter.

Zach Bauman finished with 71 yards in 21 carries. He needs 48 yards to become Northern Arizona's career rushing leader.

SCORING BY QUARTER

| | 1 | 2 | 3 | 4 | Final |
|---------|----|----|---|----|-------|
| Arizona | 17 | 28 | 3 | 10 | 58 |
| UNLV | 0 | 6 | 0 | 7 | 13 |

SCORING SUMMARY

First Quarter

ARIZ 11:33 Smith, J. 41 yd field goal; 10-41, 2:41
 ARIZ 08:10 Denker, B. 35 yd run (Smith, J. kick); 8-85, 2:22
 ARIZ 03:25 Denker, B. 4 yd run (Smith, J. kick), 2-9 0:35

Second Quarter

UNLV 14:49 DAVIS, D. 69 yd pass from SHERRY, N. (KOHORST, N. kick failed); 4-80, 0:57
 ARIZ 14:28 Carey, K. 58 yd run (Smith, J. kick); 1-58, 0:12
 ARIZ 08:37 Carey, K. 12 yd run (Smith, J. kick); 11-63, 4:03
 ARIZ 06:59 Fischer, J. 49 yd interception return (Smith, J. kick)
 ARIZ 01:34 Bondurant, T. 52 yd interception return (Smith, J. kick)

Third Quarter

ARIZ 14:47 Bondurant, T. 23 yd interception return (Smith, J. kick)
 ARIZ 8:34 Denker, B. 30 yd run (Smith, J. kick); 3-48, 0:50

Fourth Quarter

ARIZ 09:00 Smith, J. 30 yd field goal; 12-41, 5:55
 UNLV 08:21 MURRAY-LAWRENCE 79 yd run (KOHORST, Nolan kick); 2-79, 0:23
 ARIZ 02:50 Butler, K. 3 yd run (Smith, J. kick); 11-84, 5:26

TEAM STATS

| Category | Arizona | UNLV |
|----------------------------|----------|---------|
| FIRST DOWNS | 25 | 10 |
| RUSHES-YARDS (NET) | 69-397 | 35-157 |
| PASSING YDS (NET) | 81 | 125 |
| Passes Att-Comp-Int | 21-8-0 | 28-9-2 |
| TOTAL OFFENSE PLAYS-YARDS | 90-478 | 63-282 |
| Fumble Returns-Yards | 1-36 | 0-0 |
| Punt Returns-Yards | 5-59 | 0-0 |
| Kickoff Returns-Yards | 2-42 | 6-99 |
| Interception Returns-Yards | 2-101 | 0-0 |
| Punts (Number-Avg) | 1-44.0 | 7-45.7 |
| Fumbles-Lost | 2-1 | 2-1 |
| Penalties-Yards | 5-35 | 8-70 |
| Possession Time | 35:38 | 24:22 |
| Third-Down Conversions | 10 of 20 | 4 of 15 |
| Fourth-Down Conversions | 2 of 4 | 0 of 3 |
| Red-Zone Scores-Chances | 5-6 | 0-0 |
| Sacks By: Number-Yards | 1-11 | 2-14 |

INDIVIDUAL STATS

RUSHING: *Arizona*-Carey, K. 16-171; Jenkins, D. 17-79; Baker, J. 12-66; Denker, B. 17-63; Butler, K. 5-17; Allen, J. 2-1. *UNLV*-MURRAY-LAWRENCE 4-82; CORNETT, Tim 15-62; SMITH, Adonis 4-8; SHERRY, Nick 6-7; HERRING, Caleb 5-0; YUNKER, Logan 1-minus 2.

PASSING: *Arizona*-Denker, B. 8-21-0-81.
UNLV-SHERRY, Nick 6-22-2-111; HERRING, Caleb 3-5-0-14; BARNHILL, T. 0-1-0-0.

RECEIVING: *Arizona*-Phillips, N. 3-35; Wharton, G. 2-17; Grant, S. 1-12; Jenkins, D. 1-10; Jackson, J. 1-7. *UNLV*-DAVIS, Devante 3-84; MATAELE, Maika 3-30; RICE JR., Jerry 1-6; MURRAY-LAWRENCE 1-3; PHILLIPS, Jake 1-2.

INTERCEPTIONS: *Arizona*-Bondurant, T. 1-52; Fischer, J. 1-49. *UNLV*-None.

FUMBLES: *Arizona*-Denker, B. 1-1; Jackson, J. 1-0.
UNLV-SHERRY, Nick 1-1; SMITH, Adonis 1-0.

SACKS (UA-A): *Arizona*-Bondurant, T. 1-0. *UNLV*-SPARKMAN, J. 0-1; KLORMAN, Alex 1-0; KOKI, Asten 0-1.

Game 2: Arizona at UNLV

Arizona..... 58
 UNLV 13

Sept. 7, 2013 // Las Vegas, Nev. // Sam Boyd Stadium (26,950)
 Start: 7:34p.m. // TOG: 3:30 // Weather: 87 degrees, Mostly cloudy

LAS VEGAS (AP) — Comparing UNLV's first two games, things went from bad to a complete disaster.

Just like in the Rebels' season opener at Minnesota, big plays and turnovers doomed them again Saturday night in their home opener against Arizona, falling 58-13.

Wildcats' star running back Ka'Deem Carey, who was suspended for the Wildcats' opening game against Northern Arizona and sat in Saturday's first quarter, rushed for 171 yards with two touchdowns. His first carry was a 58-yard score through the middle.

UNLV quarterback Nick Sherry struggled and was under pressure several times, completing 6 of 22 for 111 yards, including two interceptions for touchdowns in the second quarter. The interceptions counted for two of the three Rebels' turnovers

Sherry's lone highlight was a 69-yard touchdown pass to Devante Davis on the first play of the second quarter.

"You can't come into a game against a Pac-12 team and turn it over for touchdowns and scores and hope to win it," UNLV coach Bobby Hauck said. "(Arizona) did a really nice job in the first half and we didn't handle it at all. We've got to flush this game and move on to the next one."

Caleb Herring replaced Sherry on UNLV's first drive in the third quarter as the second-half pace seemed to be on afterburners after the Wildcats (2-0) led 45-6 at halftime. That score also sent many of the 26,950 fans home early as the second string players played in a near empty Sam Boyd Stadium during the second half.

UNLV (0-2) stays at home the next two weeks, hosting two non-BCS opponents in Central Michigan and Western Illinois respectively.

"Our team will come back. They are resilient," Hauck said. "The guys will come out and play their tails off next week."

SCORING BY QUARTER

| | 1 | 2 | 3 | 4 | Final |
|---------|----|----|---|---|-------|
| UTSA | 3 | 3 | 0 | 7 | 13 |
| Arizona | 14 | 10 | 7 | 7 | 38 |

SCORING SUMMARY

First Quarter

UTSA 10:13 Ianno 34 yd field goal; 11-58, 4:47
 ARIZ 06:14 Grant, S. 13 yd pass from Denker, B. (Smith, J. kick); 11-82, 3:54
 ARIZ 03:03 Denker, B. 35 yd run (Smith, J. kick); 3-34, 1:21

Second Quarter

ARIZ 14:09 Smith, J. 23 yd field goal; 9-48, 1:55
 UTSA 08:35 Ianno 43 yd field goal; 11-49, 5:34
 ARIZ 02:57 Carey, K. 4 yd run (Smith, J. kick); 7-53, 2:12

Third Quarter

ARIZ 11:43 Denker, B. 1 yd run (Smith, J. kick); 11-75, 3:17

Fourth Quarter

ARIZ 13:57 Carey, K. 7 yd run (Smith, J. kick); 10-59, 4:16
 UTSA 09:39 Glasco II 4 yd run (Ianno kick); 10-75, 4:18

TEAM STATS

| Category | UTSA | ARIZ |
|----------------------------|---------|---------|
| FIRST DOWNS | 23 | 25 |
| RUSHES-YARDS (NET) | 29-102 | 48-264 |
| PASSING YDS (NET) | 277 | 158 |
| Passes Att-Comp-Int | 47-30-1 | 21-14-0 |
| TOTAL OFFENSE PLAYS-YARDS | 76-379 | 69-422 |
| Fumble Returns-Yards | 0-0 | 1-6 |
| Punt Returns-Yards | 0-0 | 3-18 |
| Kickoff Returns-Yards | 2-45 | 1-15 |
| Interception Returns-Yards | 0-0 | 1-16 |
| Punts (Number-Avg) | 5-41.0 | 4-45.8 |
| Fumbles-Lost | 2-1 | 1-1 |
| Penalties-Yards | 6-63 | 3-15 |
| Possession Time | 33:15 | 26:45 |
| Third-Down Conversions | 8 of 16 | 7 of 13 |
| Fourth-Down Conversions | 1 of 1 | 1 of 1 |
| Red-Zone Scores-Chances | 2-2 | 5-5 |
| Sacks By: Number-Yards | 1-5 | 2-15 |

INDIVIDUAL STATS

RUSHING: UTSA-Glasco II 10-70; Soza 8-22; Armstrong 3-6; Harrison 1-3; Vaughn 2-2; Okotcha, E 1-1; Jones 1-1; Bias 1-0; Williams 2-minus 3. **Arizona**-Carey, K. 27-128; Denker, B. 10-90; Baker, J. 5-25; Jenkins, D. 6-21.

PASSING: UTSA-Soza 30-46-1-277; Team 0-1-0-0. **Arizona**-Denker, B. 14-21-0-158.

RECEIVING: UTSA-Freeman 6-57; Jones 4-28; Bias 3-50; Mack 3-28; Harrison 3-18; Okotcha, E 2-21; Grubb, S 2-16; Monroe 2-5; Williams 1-13; Lerch 1-13; Vaughn 1-11; Holmes 1-10; Hubble 1-7. **Arizona**-Grant, S. 5-48; Wharton, G. 3-57; Carey, K. 2-33; Jackson, J. 1-9; Miller, T. 1-6; Phillips, N. 1-5; Jenkins, D. 1-0.

INTERCEPTIONS: UTSA-None. **Arizona**-Grandon, J. 1-16.

FUMBLES: UTSA-Bias 1-0; Soza 1-1. **Arizona**-Baker, J. 1-1.

SACKS (UA-A): UTSA-Rogers 1-0. **Arizona**-Tevis, J. 1-0; Gilbert, R. 1-0.

Game 3: UTSA at Arizona

UTSA 13
Arizona..... 38

Sept. 14, 2013 // Tucson, Ariz. // Arizona Stadium (41,661)
 Start: 7:37 p.m. // TOG: 3:00 // Weather: 91 degrees, Mostly clear

TUCSON, Ariz. (AP) — B.J. Denker ran for two touchdowns and passed for another, leading Arizona past outmatched UTSA 38-13 Saturday night.

Denker, the senior who won the offseason competition to succeed Matt Scott at quarterback, had TD runs of 35 and 1 yards and threw 13 yards to Samajie Grant for another score.

Ka'Deem Carey carried 27 times for 128 yards, including touchdown runs of 4 and 7 yards. Denker had 10 rushes for 90 yards and completed 14 of 21 passes for 158 yards with no interceptions.

Arizona improved to 3-0 against a soft early schedule, beating Northern Arizona, UNLV and UTSA by a combined 131-26.

Eric Soza completed 30 of 46 passes for 277 yards with one interception for the Roadrunners (1-2). He also fumbled the ball away.

UTSA, formerly known best as Texas-San Antonio and in just its third season of college football, took the opening kickoff and drove 58 yards in 11 plays, but the offense stalled and Sean Ianno's 34-yard field goal made it 3-0.

The Roadrunners' only lead of the night didn't last long.

On its first possession, Arizona went 82 yards in 11 plays with Denker throwing 13 yards to Grant for the touchdown. Denker completed 6 of 7 for 82 yards on the drive. Four of them went to Grant for 46 yards. The TD catch was the first of his young collegiate career.

After the ensuing kickoff, Soza's pass was intercepted by Jourdan Grandon, who returned it 16 yards to the UTSA 34. Three plays later, Denker ran 35 yards for the score, rolling on top of teammate Garic Wharton for the final yard. Initially, he was ruled down at the 1-yard line but after a review he was given the touchdown to put the Wildcats ahead 14-3.

Leading 17-6, Arizona took advantage of a short UTSA punt and went 53 yards in seven plays for the score. Carey rushed four yards for the touchdown to make it 24-6 with 2:57 to play in the half.

The Wildcats scored again on their first possession of the second half, Denker running it in from the 1. He had a 17-yard run in the drive and a 16-yard pass to Wharton to put the ball at the Roadrunners' 4.

Jake Fisher scooped up Soza's fumble and returned it 13 yards to the Roadrunners' 36 to set up Arizona's final touchdown. Carey carried it in from the 7 for the touchdown. Carey, the nation's leading rusher a year ago, has 33 rushing touchdowns in 26 career games.

Soza's 35-yard pass to Kenny Bias set up UTSA's lone touchdown on David Glasco's 4-yard run with 9:39 to play.

Arizona has a bye week before beginning Pac-12 play Sept. 28 at Washington. UTSA, in its first season in Conference USA, plays its league opener next Saturday at UTEP.

SCORING BY QUARTER

| | 1 | 2 | 3 | 4 | Final |
|------------|---|---|----|---|-------|
| Arizona | 0 | 6 | 7 | 0 | 13 |
| Washington | 8 | 3 | 14 | 6 | 31 |

SCORING SUMMARY

First Quarter

WASH 12:44 Smith, Kevin 7 yd pass from Price, Keith (TEAM kick failed); 4-35, 1:11
 WASH 0:22 TEAM safety

Second Quarter

WASH 14:11 Coons, Travis 42 yd field goal; 4-4, 0:58
 ARIZ 0:06 Carey, K. 3 yd run (Smith, J. kick failed); 14-84, 2:43

Third Quarter

WASH 10:19 SeferianJenkins 1 yd pass fom Price, Keith (Coons, Travis kick); 14-95, 4:34
 ARIZ 5:14 Denker, B. 7 yd run (Smith, J. kick); 15-72, 4:57
 WASH 1:25 Sankey, Bishop 1 yd run (Coons, Travis kick); 10-90, 3:44

Fourth Quarter

WASH 3:34 Callier, Jesse 2 yd run (Coons, Travis kick failed); 10-59, 4:02x

TEAM STATS

| Category | ARIZ | WASH |
|----------------------------|----------|---------|
| FIRST DOWNS | 19 | 24 |
| RUSHES-YARDS (NET) | 49-199 | 61-244 |
| PASSING YDS (NET) | 119 | 165 |
| Passes Att-Comp-Int | 37-14-2 | 25-14-1 |
| TOTAL OFFENSE PLAYS-YARDS | 86-318 | 86-409 |
| Fumble Returns-Yards | 0-0 | 0-0 |
| Punt Returns-Yards | 0-0 | 1-0 |
| Kickoff Returns-Yards | 4-72 | 3-65 |
| Interception Returns-Yards | 1-19 | 2-12 |
| Punts (Number-Avg) | 6-31.5 | 5-40.6 |
| Fumbles-Lost | 2-0 | 2-0 |
| Penalties-Yards | 7-56 | 7-75 |
| Possession Time | 29:38 | 30:22 |
| Third-Down Conversions | 10 of 22 | 9 of 17 |
| Fourth-Down Conversions | 2 of 5 | 0 of 2 |
| Red-Zone Scores-Chances | 2-2 | 4-4 |
| Sacks By: Number-Yards | 0-0 | 2-9 |

INDIVIDUAL STATS

RUSHING: *Arizona*-Carey, K. 30-132; Denker, B. 11-56; Jenkins, D. 4-13; Allen, J. 2-10; Grant, S. 1-0; Team 1-minus 12. *Washington*-Sankey, Bishop 40-161; Callier, Jesse 11-54; Price, Keith 6-29; Washington, Dw. 2-11; TEAM 2-minus 11.

PASSING: *Arizona*-Denker, B. 14-35-2-119; Team 0-1-0-0; Allen, J. 0-1-0-0. *Washington*-Price, Keith 14-25-1-165.

RECEIVING: *Arizona*-Carey, K. 4-49; Phillips, N. 3-25; Grant, S. 3-22; Jackson, J. 2-7; Wharton, G. 1-8; Miller, T. 1-8. *Washington*-Williams, Kasen 5-51; Smith, Kevin 4-68; SeferianJenkins 2-21; Callier, Jesse 2-10; Mickens, Jaydon 1-15.

INTERCEPTIONS: *Arizona*-Richardson, S. 1-19. *Washington*-Parker, Sean 1-8; Peters, Marcus 1-4.

FUMBLES: *Arizona*-Team 1-0; Denker, B. 1-0. *Washington*-TEAM 1-0; Sankey, Bishop 1-0.

SACKS (UA-A): *Arizona*-None. *Washington*-Littleton, C. 1-0; Hudson, Evan 1-0.

Game 4: Arizona at #16 Washington

Arizona..... 13
 Washington 31

Sept. 28, 2013 // Seattle, Wash. // Husky Stadium (65,815)
 Start: 4:05 p.m. // TOG: 3:17 // Weather: 60 degrees, Rain

SEATTLE (AP) -- With wind and rain wreaking havoc throughout Husky Stadium on Saturday night, Washington coach Steve Sarkisian turned to the ground game and running back Bishop Sankey time and time again.

Sankey had carried just four times last week in a blowout win over Idaho State. Against Arizona, Sarkisian put the game on Sankey's back.

Sankey carried a school-record 40 times for 161 yards and a touchdown and Keith Price threw for two scores to lead No. 16 Washington to a 31-13 victory over the Wildcats.

Sankey outperformed Arizona's Ka'Deem Carey, the NCAA's leading rusher in 2012, as Washington improved to 4-0 for the first time since 2001. Sankey surpassed the school record of 38 carries set by Corey Dillon in 1996 against Washington State as stormy conditions forced both teams to limit their passing game.

Sankey carried 35 times against Illinois two weeks ago -- a number of carries Sarkisian admitted was more than he would like for his starting tailback. But with the soggy conditions Saturday, Sarkisian trusted Sankey to carry the load. Sankey was more than happy to oblige.

Sankey, who entered as the country's No. 2 rusher at 148.7 yards per game, continued to be brilliant for the Huskies. He carried for 101 yards on 23 carries in the first half alone as Washington (4-0, 1-0 Pac-12) built an 11-6 lead.

Arizona quarterback B.J. Denker struggled to cope with the wet conditions. His first pass was intercepted by Sean Parker as it sailed high over Johnny Jackson.

Four plays later, Keith Price connected with Kevin Smith for a 7-yard touchdown to give the Huskies a 6-0 lead after a botched extra point attempt.

The rain intensified and both offenses struggled to move the chains in the downpour.

Arizona (3-1, 0-1) failed to convert a first down on their first five possessions of the game against Washington's stifling defense. After a safety on a punt snapped through the end zone, Kasen Williams returned the ensuing free kick 48 yards to the Arizona 28-yard line. Travis Coons converted a 42-yard field goal to take an 11-0 lead.

After their fifth straight three-and-out of the half, Arizona coach Rich Rodriguez visibly chewed out Denker along the sidelines.

Denker and the Arizona offense finally pieced together a scoring drive to end the half. Facing fourth-and-2 at the Washington 36-yard line, the Huskies sold out to stop Carey and Denker kept for a 33-yard gain to the Washington 3. Carey scored on a 3-yard touchdown to pull Arizona within 11-6 at halftime after a failed PAT. Carey ran for 132 yards and a touchdown for the Wildcats.

The rain lessened and the offenses came out firing after the break. Washington needed to convert just one third down as the Huskies marched on a 95-yard scoring drive to open the third quarter. Price capped the drive with a 1-yard touchdown pass to Austin Seferian-Jenkins to give Washington an 18-6 lead. Price was efficient in throwing for 165 yards with two touchdowns and an interception.

Facing another fourth down, Carey ran for 24 yards on fourth-and-10 to move the Wildcats to the Washington 11. Two plays later, Denker ran around left end for a 7-yard touchdown to pull within a score of the Huskies.

Price connected on a 49-yard pass to Smith to quickly move Washington back into Arizona territory. Sankey blasted into the end zone from 1-yard out to extend the Washington lead to 25-13.

The Wildcats were driving again when Denker was intercepted by Marcus Peters, causing Rodriguez to fume again and spike his headset into the turf along the Arizona sideline. Denker completed just 14 of 35 passes for 119 yards and two interceptions.

Jesse Callier added a 2-yard touchdown run for Washington.

Game 5: Arizona at USC

Arizona..... 31
USC 38

Oct. 10, 2013 // Los Angeles // LA Memorial Coliseum (64,215)
 Start: 7:35 p.m. // TOG: 3:23 // Weather: 61 degrees, Partly Hazy

SCORING BY QUARTER

| | 1 | 2 | 3 | 4 | Final |
|---------|----|----|---|----|-------|
| Arizona | 0 | 10 | 7 | 14 | 31 |
| USC | 14 | 14 | 3 | 7 | 38 |

SCORING SUMMARY

First Quarter

USC 12:21 Agholor, Nelson 62 yd pass from Kessler, Cody (Heidari, Andre kick); 1-62, 0:09
 USC 05:02 Madden, Tre 63 yd pass from Kessler, Cody (Heidari, Andre kick); 5-78, 2:41

Second Quarter

ARIZ 12:42 Smith, J. 27 yd field goal; 13-86, 4:35
 USC 06:40 Davis, Justin 11 yd run (Heidari, Andre kick); 5-42, 2:07
 USC 02:08 Allen, Javorius 1 yd run (Heidari, Andre kick); 7-58, 2:41
 ARIZ 00:56 Phillips, N. 57 yd pass from Denker, B. (Smith, J. kick); 4-75, 1:05

Third Quarter

USC 08:15 Heidari, Andre 45 yd field goal; 10-49, 4:31
 ARIZ 04:03 Wharton, G. 45 yd pass from Denker, B. (Smith, J. kick); 3-85, 0:52

Fourth Quarter

USC 14:46 Allen, Javorius 4 yd run (Heidari, Andre kick); 9-73, 4:13
 ARIZ 06:48 Richards, D. 9 yd pass from Denker, B. (Smith, J. kick); 17-96, 4:53
 ARIZ 04:18 Wharton, G. 28 yd pass from Denker, B. (Smith, J. kick); 2-42, 0:19

TEAM STATS

| Category | ARIZ | USC |
|----------------------------|---------|---------|
| FIRST DOWNS | 25 | 27 |
| RUSHES-YARDS (NET) | 33-145 | 45-249 |
| PASSING YDS (NET) | 363 | 297 |
| Passes Att-Comp-Int | 44-28-0 | 30-15-0 |
| TOTAL OFFENSE PLAYS-YARDS | 77-508 | 75-546 |
| Fumble Returns-Yards | 0-0 | 0-0 |
| Punt Returns-Yards | 1-21 | 1-1 |
| Kickoff Returns-Yards | 6-111 | 5-50 |
| Interception Returns-Yards | 0-0 | 0-0 |
| Punts (Number-Avg) | 7-36.0 | 6-35.7 |
| Fumbles-Lost | 1-0 | 0-0 |
| Penalties-Yards | 5-52 | 7-50 |
| Possession Time | 26:27 | 33:33 |
| Third-Down Conversions | 8 of 17 | 6 of 13 |
| Fourth-Down Conversions | 0 of 0 | 0 of 0 |
| Red-Zone Scores-Chances | 2-3 | 3-3 |
| Sacks By: Number-Yards | 0-0 | 2-10 |

INDIVIDUAL STATS

RUSHING: *Arizona*-Carey, K. 21-138; Jenkins, D. 1-11; Denker, B. 11-minus 4.
USC-Redd, Silas 19-80; Davis, Justin 9-38; Allen, Javorius 6-37; Isaac, Ty 3-36; Kessler, Cody 1-34; Madden, Tre 5-28; TEAM 2-minus 4.

PASSING: *Arizona*-Denker, B. 28-44-0-363. *USC*-Kessler, Cody 15-30-0-297.

RECEIVING: *Arizona*-Miller, T. 6-76; Carey, K. 6-36; Grant, S. 6-33; Jackson, J. 3-53; Richards, D. 3-21; Wharton, G. 2-73; Phillips, N. 2-71.
USC-Agholor, Nelson 7-161; Telfer, Randall 2-40; Blackwell, Vict 2-23; Allen, Javorius 2-6; Madden, Tre 1-63; Cope-Fitzpatric 1-4.

INTERCEPTIONS: *Arizona*-None. *USC*-None.

FUMBLES: *Arizona*-Denker, B. 1-0. *USC*-None.

SACKS (UA-A): *Arizona*-None. *USC*-Tavai, J.R. 0-1; Williams, Leona 0-1; Kennard, Devon 1-0.

LOS ANGELES (AP) -- Although Ed Orgeron claims he isn't a very happy man most mornings, he was ecstatic from the moment he awoke Thursday for his first game as Southern California's interim coach.

That's the attitude Orgeron has spent nearly two weeks attempting to instill in his Trojans, who didn't have much fun during a desultory start to the season under Lane Kiffin.

So far, Orgeron's plan is working well enough to send him to bed in the same marvelous mood.

Nelson Agholor caught seven passes for 161 yards, Javorius Allen rushed for two touchdowns and USC got off to an impressive start under Orgeron with a 38-31 victory over Arizona.

Cody Kessler passed for 297 yards and two TDs as the revitalized Trojans (4-2, 1-2 Pac-12) survived Arizona's second-half rally to win for the stalwart defensive line coach who replaced the fired Kiffin on Sept. 29. Orgeron set a familial mood from the moment USC entered the Coliseum, gathering the players in a circle at midfield for an emotional pep talk and prayer.

Agholor caught a 62-yard touchdown pass and Tre Madden had a 63-yard TD catch in the first quarter for the Trojans, who had the Coliseum rocking as they roared to a 25-point lead in the first half.

After Garic Wharton caught his second TD pass for Arizona with 4:18 to play, Silas Redd punctuated his season debut for USC with seven consecutive clock-draining runs for 43 yards in a drive that began at the Trojans' 4, allowing USC to ensure a sideline shower for Orgeron.

Nearly 12 days after Kiffin's stormy four-year tenure ended in a dark airport parking lot, the Trojans played with passion and excitement for Orgeron, who promised to return fun to a season dominated by drudgery. The Coliseum crowd that booed frequently last month amid chants of "Fire Kiffin!" gave several standing ovations to the Trojans in a rare Thursday night game at the historic stadium.

Clay Helton, the Trojans' new playcaller in Kiffin's absence, dialed up an aggressive game plan that succeeded even without star receiver Marqise Lee, who sat out with a sprained knee. Justin Davis also rushed for a score for the Trojans, who racked up 546 total yards.

Orgeron's first game brought a new vibe to the Coliseum, which loved the coach's enthusiasm and passion for USC. Six fans in the front row of the student section painted "COACH O" on their bare chests -- a fitting tribute to a coach who was known to rip off his own shirt to fire up his players in his Ole Miss days.

B.J. Denker passed for 363 yards and four touchdowns for the Wildcats (3-2, 0-2) in their second straight loss.

Ka'Deem Carey rushed for 138 yards in his eighth straight 100-yard game for Arizona, while Nate Phillips and David Richards also caught touchdown passes. Once the Wildcats recovered from the USC offense's biggest plays early on, they controlled much of the second half.

Although USC had just two healthy scholarship receivers, Helton regularly called long, daring pass plays -- something the notoriously conservative Kiffin rarely tried. USC managed just one pass play longer than 60 yards under Kiffin this season, but the Trojans had two TD catches longer than that in the first 10 minutes against the Wildcats.

Kessler threw a long pass down the middle on the Trojans' first play of their second series. Agholor, the speedy sophomore who replaced Robert Woods in this season's starting lineup, sprinted to make a fingertip catch just 3:39 in, stunning a crowd starved for exciting football.

Madden caught a midrange pass over the middle a few minutes later and romped through the Arizona secondary.

Davis scored from 11 yards out in the second quarter before Allen made a high dive into the end zone for a 28-3 lead. Phillips slipped behind USC's defense for a 57-yard touchdown catch 56 seconds before halftime.

Richards caught a 9-yard TD pass with 6:48 to play, and Wharton pulled the Wildcats within seven points before Redd ran out the clock with a 10-yard run on third-and-8 with 1:38 left. Redd, the Penn State transfer who led USC in rushing last season, had 80 yards on the ground after missing the first five games of this season with a persistent knee injury.

SCORING BY QUARTER

| | 1 | 2 | 3 | 4 | Final |
|---------|---|----|----|----|-------|
| Utah | 7 | 0 | 14 | 3 | 24 |
| Arizona | 7 | 13 | 0 | 15 | 35 |

SCORING SUMMARY

First Quarter

ARIZ 09:17 Denker, B. 10 yd run (Smith, J. kick); 8-80, 1:52
 UTAH 06:01 Denham, A. 2 yd pass from Wilson, T. (Phillips, A. kick); 8-71, 3:12

Second Quarter

ARIZ 14:11 Flowers, M. 14 yd interception return (Smith, J. kick)
 ARIZ 05:48 Denker, B. 1 yd run (Smith, J. kick blocked); 13-72, 4:10

Third Quarter

UTAH 10:39 York, K. 1 yd run (Phillips, A. kick); 3-17, 0:57
 UTAH 09:08 Fitzgerald, S. 55 yd pass from Schulz, A. (Phillips, A. kick); 1-55, 0:11

Fourth Quarter

ARIZ 13:32 Phillips, N. 7 yd pass from Denker, B. (Denker, B. rush); 7-63, 1:55
 UTAH 07:11 Phillips, A. 44 yd field goal; 10-30, 3:52
 ARIZ 01:30 Carey, K. 44 yd run (Smith, J. kick); 5-77, 2:19

TEAM STATS

| Category | UTAH | ARIZONA |
|----------------------------|---------|----------|
| FIRST DOWNS | 16 | 26 |
| RUSHES-YARDS (NET) | 42-172 | 58-300 |
| PASSING YDS (NET) | 157 | 168 |
| Passes Att-Comp-Int | 32-15-2 | 30-18-0 |
| TOTAL OFFENSE PLAYS-YARDS | 74-329 | 88-468 |
| Fumble Returns-Yards | 0-0 | 0-0 |
| Punt Returns-Yards | 5-18 | 4-13 |
| Kickoff Returns-Yards | 2-38 | 2-35 |
| Interception Returns-Yards | 0-0 | 2-14 |
| Punts (Number-Avg) | 7-42.3 | 5-40.0 |
| Fumbles-Lost | 0-0 | 4-2 |
| Penalties-Yards | 5-60 | 3-31 |
| Possession Time | 30:47 | 29:13 |
| Third-Down Conversions | 5 of 18 | 12 of 20 |
| Fourth-Down Conversions | 1 of 2 | 0 of 3 |
| Red-Zone Scores-Chances | 2-2 | 3-4 |
| Sacks By: Number-Yards | 2-11 | 3-15 |

INDIVIDUAL STATS

RUSHING: *Utah*-Radley, L. 5-56; York, K. 12-47; Poole, B. 12-35; Wilson, T. 4-17; Schulz, A. 6-8; Williams, K. 1-5; Anderson, D. 2-4.

Arizona-Carey, K. 39-232; Denker, B. 13-51; Jenkins, D. 4-14; Team 1-minus 1.

PASSING: *Utah*-Schulz, A. 12-23-0-142; Wilson, T. 3-9-2-15.

Arizona-Denker, B. 18-30-0-168.

RECEIVING: *Utah*-Poole, B. 4-28; Fitzgerald, S. 3-69; Anderson, D. 3-29; Hatfield, Dom. 1-14; Norwood, G. 1-13; Williams, K. 1-5; Denham, A. 1-2; Radley, L. 1-minus 3.

Arizona-Phillips, N. 4-63; Richards, D. 3-23; Grant, S. 3-21; Carey, K. 3-1; Jackson, J. 2-29; Jenkins, D. 2-9; Miller, T. 1-22.

INTERCEPTIONS: *Utah*-None. *Arizona*-Flowers, M. 1-14; Richardson, S. 1-0.

FUMBLES: *Utah*-None. *Arizona*-Jackson, J. 2-1; Jenkins, D. 1-0; Carey, K. 1-1.

SACKS (UA-A): *Utah*-Reilly, T. 2-0. *Arizona*-Jackson, S. 1-0; Washington, J. 1-0; Gilbert, R. 1-0.

Game 6: Utah at Arizona

Utah..... 24

Arizona..... 35

Oct. 19, 2013 // Tucson, Ariz. // Arizona Stadium (50,871)
 Start: 7:07 p.m. // TOG: 3:13 // Weather: 73 degrees, Clear, Calm

TUCSON, Ariz. (AP) -- Ka'Deem Carey rushed for 232 yards in a school record 39 carries, capping off his night with a 44-yard touchdown run with 1:30 to play to seal Arizona's 35-24 victory over Utah Saturday.

B.J. Denker ran for two touchdowns and passed for another for the Wildcats (4-2, 1-2 Pac-12) in their first conference victory of the season.

Utah (4-3, 1-3), coming off its stunning upset of then-No. 5 Stanford, lost quarterback Travis Wilson with an injury to his right hand late in the first half.

Backup Adam Schulz threw a 55-yard touchdown pass to Sean Fitzgerald to put Utah up 21-20 early in the third quarter after Arizona led 20-7 at the half.

Carey, the nation's leading rusher last season, amassed the second-most yardage in his career, exceeded only by his Pac-12 record 366 against Colorado last season.

Moments before his late TD run, Carey had fumbled for the first time this season, giving Utah, down just 28-24, the ball at the Arizona 39. But the Utes stalled at the 23 and Andy Phillips' 40-yard field goal was wide left. Phillips, 11 for 11 on field goals this season entering the game, also missed a 42-yarder. He made one from 44 yards.

After the miss, Carey took the ball repeatedly as the Wildcats moved downfield, then burst through for the long run that clinched the victory.

Down 20-7 at halftime, Utah scored 14 points in a span of 91 seconds to take the lead.

Arizona's Johnny Jackson muffed a punt and the Utes' Chase Dominguez recovered at the Wildcats' 17. Schulz threw 16 yards to Dres Anderson, then Kelvin York scored on a one-yard run to cut the lead to 20-14.

After the kickoff, the Wildcats drove the ball to midfield, then went for it on fourth-and-two from the Utah 46, and Carey was stopped a yard shy of the first down. On the next play, Schulz threw deep to a wide open Fitzgerald for a 55-yard touchdown and the PAT put the Utes up 21-20 with 9:08 left in the third quarter.

It was Utah's first and only lead of the game.

Arizona went back ahead early in the fourth quarter. Nate Phillips made a tough catch of Denker's 36-yard pass to the 9-yard line. On third-and-goal from the 7, Denker rolled to his left and drilled a pass to Phillips in the end zone. Denker ran for the two-point conversion and the Wildcats were back on top, 28-21, with 13:32 remaining.

Phillips' 44-yard field goal cut it to 28-24 with 7:11 left.

Carey started his night much the way he ended it.

On Arizona's first play of the night, the junior running back burst through for a 30-yard gain. Seven plays later, Denker scored on a 10-yard run and the Wildcats were up 7-0.

The Utes took the subsequent kickoff and tied it with an eight-play, 71-yard drive. Lucky Radley had runs of 17 and 37 yards and, on third and goal, Wilson threw two yards to Nate Orchard for the touchdown to tie it at 7-7.

Arizona responded with a 17-play drive but on fourth-and-one at the Utah 2-yard line, Denker was sacked by Trevor Reilly.

That only temporarily derailed the Wildcats.

With Utah pinned at its 10 in a third-and-nine situation, Wilson's pass over the middle was picked off by Marquis Flowers, who ran untouched 14 yards to the end zone and Arizona led 14-7 less than a minute into the second quarter.

Carey's running and Denker's passing led Arizona on a 13-play, 72-yard touchdown drive later in the quarter. Denker scored from the 1-yard line, the PAT attempt was blocked and the Wildcats were up 20-7.

Wilson left late in the first half and was on the sidelines in the second half with the thumb on his throwing hand taped.

Schulz had thrown only five passes this season before Saturday night.

SCORING BY QUARTER

| | 1 | 2 | 3 | 4 | Final |
|----------|----|----|----|----|-------|
| Arizona | 10 | 14 | 10 | 10 | 44 |
| Colorado | 7 | 6 | 7 | 0 | 20 |

SCORING SUMMARY

First Quarter

ARIZ 07:55 Carey, K. 1 yd run (Smith, J. kick); 14-88, 4:04
 COLO 07:42 Richardson, P. 75 yd pass from Liufau, S. (Oliver, W. kick); 1-75, 0:13
 ARIZ 04:34 Smith, J. 37 yd field goal; 12-57, 2:59

Second Quarter

COLO 14:50 Oliver, W. 53 yd field goal; 7-19, 2:30
 COLO 05:12 Oliver, W. 48 yd field goal; 7-18, 2:26
 ARIZ 02:28 Carey, K. 7 yd run (Smith, J. kick); 9-75, 2:44
 ARIZ 00:50 Phillips, N. 44 yd pass from Denker, B. (Smith, J. kick); 2-74, 0:27

Third Quarter

ARIZ 13:25 Smith, J. 26 yd field goal; 6-66, 1:35
 COLO 09:53 Adkins II, M. 1 yd run (Oliver, W. kick); 9-75, 3:32
 ARIZ 07:55 Carey, K. 1 yd run (Smith, J. kick); 7-70, 1:58

Fourth Quarter

ARIZ 14:30 Carey, K. 6 yd run (Smith, J. kick); 2-18, 0:24
 ARIZ 09:10 Smith, J. 28 yd field goal; 6-64, 3:05

TEAM STATS

| Category | Arizona | Colorado |
|----------------------------|---------|----------|
| FIRST DOWNS | 26 | 19 |
| RUSHES-YARDS (NET) | 50-405 | 42-137 |
| PASSING YDS (NET) | 265 | 212 |
| Passes Att-Comp-Int | 32-21-1 | 33-17-1 |
| TOTAL OFFENSE PLAYS-YARDS | 82-670 | 75-349 |
| Fumble Returns-Yards | 0-0 | 0-0 |
| Punt Returns-Yards | 0-0 | 0-0 |
| Kickoff Returns-Yards | 1-23 | 2-79 |
| Interception Returns-Yards | 1-19 | 1-26 |
| Punts (Number-Avg) | 4-37.0 | 5-38.6 |
| Fumbles-Lost | 2-1 | 0-0 |
| Penalties-Yards | 5-69 | 2-20 |
| Possession Time | 29:29 | 30:31 |
| Third-Down Conversions | 7 of 16 | 7 of 17 |
| Fourth-Down Conversions | 1 of 1 | 0 of 2 |
| Red-Zone Scores-Chances | 7-7 | 1-2 |
| Sacks By: Number-Yards | 0-0 | 0-0 |

INDIVIDUAL STATS

RUSHING: *Arizona*-Denker, B. 15-192; Carey, K. 23-119; Jenkins, D. 9-87; Baker, J. 3-7.
Colorado-Adkins II, Micha 16-54; Powell, Christia 13-35; Liufau, Sefo 8-33; Jones, Tony 4-14; O'Neill, Darragh 1-1.

PASSING: *Arizona*-Denker, B. 21-32-1-265. *Colorado*-Liufau, Sefo 17-32-1-212; Richardson, Paul 0-1-0-0.

RECEIVING: *Arizona*-Grant, S. 6-41; Phillips, N. 4-69; Miller, T. 3-69; Richards, D. 3-50; Carey, K. 3-12; Wharton, G. 2-24. *Colorado*-Richardson, Paul 7-132; Spruce, Nelson 3-28; Goodson, D.D. 2-27; Fernandez, Scott 2-12; Jones, Tony 2-7; Adkins II, Micha 1-6.

INTERCEPTIONS: *Arizona*-Parks, W. 1-19. *Colorado*-Bell, Jered 1-26.

FUMBLES: *Arizona*-Wharton, G. 1-1; Denker, B. 1-0. *Colorado*-None.

SACKS (UA-A): *Arizona*-None. *Colorado*-None.

Game 7: Arizona at Colorado

Arizona..... 44

Colorado..... 20

Oct. 26, 2013 // Boulder, Colo. // Folsom Field (38,679)
 Start: 6:08 p.m. // TOG: 3:15 // Weather: 59 degrees, clear

BOULDER, Colo. (AP) -- Ka'Deem Carey rushed for four touchdowns and Arizona extended Colorado's Pac-12 losing streak to a dozen games with a 44-20 win over the Buffaloes on Saturday night.

Carey, the nation's leading rusher, ran for 119 yards on 23 carries. But it was his quarterback, B.J. Denker, who surprised the Buffs on the ground with a career-best 192 yards on 15 keepers.

He got 100 of those yards on two scampers up the middle, a career-long 54-yard gem and a 46-yarder that got the Wildcats (5-2, 2-2) out from the shadow of their own goal line.

Carey, who came in averaging 160 yards a game, scored from 1, 7, 1 and 6 yards out -- one TD in each quarter. He's now reached the end zone in nine straight quarters against the Buffaloes (3-4, 0-4). Last year, he rolled up a conference record 366 yards and five TDs on the Buffaloes.

His last score Saturday night came after the Buffs tried a fake punt on fourth-and-5 from their own 17, but Trevor Ermisch tackled punter Darragh O'Neill at the 18.

Two plays later, Carey was in the end zone again for a 41-20 lead.

Denker also threw for 265 yards and a touchdown.

Carey's best run of the night was a 30-yard scamper that set up another score in the first half that gave the Wildcats a 24-13 lead at the break after they'd spent much of the second quarter playing catch up.

Colorado pulled to 27-20 on Michael Adkins' 1-yard TD run in the third quarter, but Carey's second 1-yard TD run restored the Wildcats' double-digit lead, and they were never in trouble again.

Casey's 7-yard TD run through a wall of tacklers gave Arizona the lead for good at 17-13 with 2:28 left in the first half. But the 'Cats weren't through.

After forcing a three-and-out, Carey broke free for a 30-yard rumble to the Colorado 44 on first down, and Denker hit Nate Phillips on the next play with a pinpoint pass just as he crossed the goal line.

Carey's first touchdown run capped Arizona's 14-play, 88-yard initial drive, but the Buffaloes needed just 13 seconds to tie it up.

Paul Richardson beat cornerback Jonathan McKnight in single coverage, hauled in Sefo Liufau's pass at midfield and outraced McKnight into the end zone. Richardson's cousin, Arizona cornerback Shaquille Robinson, trailing the play, pleaded with the side judge to rule him out of bounds inside the 5, but a replay review upheld the touchdown, his seventh of the season.

The team exchanged field goals, a 37-yarder for Arizona's Jake Smith and a career-long 53-yarder for Will Oliver. Then, Oliver split the uprights on a 48-yarder that gave the Buffaloes their first lead at 13-10 with 5:17 left in the first half.

The Richardsons had some spirited moments before Paul went out with a right ankle injury early in the fourth quarter. After an 11-yard catch in the opening drive, Paul Richardson jumped up and got in his cousin's face, and the official separated them. Later in the quarter, Paul argued unsuccessfully for a holding flag on Shaq after hauling in a tough 2-yard catch.

SCORING BY QUARTER

| | 1 | 2 | 3 | 4 | Final |
|------------|---|----|----|---|-------|
| Arizona | 9 | 10 | 14 | 9 | 33 |
| California | 7 | 7 | 7 | 7 | 28 |

SCORING SUMMARY

First Quarter

CAL 10:38 Muhammad, K. 11 yd pass from Goff, J. (D'Amato, V. kick); 12-75, 4:22
 ARIZ 8:19 Denker, B. 9 yd run (Smith, J. kick); 9-73, 2:12
 ARIZ 1:56 Team safety

Second Quarter

ARIZ 12:54 Smith, J. 53 yd field goal; 7-19, 2:22
 ARIZ 8:22 Phillips, N. 21 yd pass from Denker, B. (Smith, J. kick); 10-57, 2:59
 CAL 6:04 Lawler, K. 17 yd pass from Goff, J. (D'Amato, V. kick); 8-63, 2:11

Third Quarter

ARIZ 12:42 Denker, B. 1 yd run (Smith, J. kick); 8-75, 2:18
 CAL 3:34 Lawler, K. 3 yd pass from Goff, J. (D'Amato, V. kick); 12-80, 5:05
 ARIZ 0:07 Denker, B. 14 yd run (Smith, J. kick); 4-27, 1:09

Fourth Quarter

CAL 1:42 Lawler, K. 29 yd pass from Goff, J. (D'Amato, V. kick); 7-80, 2:14

TEAM STATS

| Category | Arizona | California |
|----------------------------|---------|------------|
| FIRST DOWNS | 26 | 24 |
| RUSHES-YARDS (NET) | 51-187 | 26-130 |
| PASSING YDS (NET) | 261 | 289 |
| Passes Att-Comp-Int | 38-24-0 | 56-34-2 |
| TOTAL OFFENSE PLAYS-YARDS | 89-448 | 82-419 |
| Fumble Returns-Yards | 0-0 | 0-0 |
| Punt Returns-Yards | 3-27 | 5-1 |
| Kickoff Returns-Yards | 4-71 | 5-111 |
| Interception Returns-Yards | 2-0 | 0-0 |
| Punts (Number-Avg) | 8-41.4 | 7-43.7 |
| Fumbles-Lost | 2-0 | 1-0 |
| Penalties-Yards | 7-58 | 8-82 |
| Possession Time | 32:57 | 27:03 |
| Third-Down Conversions | 4 of 16 | 4 of 16 |
| Fourth-Down Conversions | 1 of 2 | 2 of 3 |
| Red-Zone Scores-Chances | 3-4 | 3-4 |
| Sacks By: Number-Yards | 0-0 | 3-14 |

INDIVIDUAL STATS

RUSHING: *Arizona*-Carey, K. 32-152; Denker, B. 15-44; Phillips, N. 1-minus 1; Team 3-minus 8. *California*-Lasco, Daniel 12-71; Ervin, Darren 7-27; Goff, Jared 3-18; Harper, Chris 1-11; Muhammad, Khalf 3-3.

PASSING: *Arizona*-Denker, B. 24-38-0-261. *California*-Goff, Jared 34-56-2-289.

RECEIVING: *Arizona*-Grant, S. 9-78; Miller, T. 5-88; Phillips, N. 4-44; Richards, D. 4-31; Jenkins, D. 2-20. *California*-Treggs, Bryce 7-51; Lawler, Kenny 6-72; Harper, Chris 4-25; Bigelow, Brenda 4-5; Muhammad, Khalf 3-33; Lasco, Daniel 3-23; Rodgers, Richar 2-24; Anderson, Steph 2-13; Harris, Maurice 1-27; Bouza, Jackson 1-12; Powe, Darius 1-4.

INTERCEPTIONS: *Arizona*-Grandon, J. 1-0; McKnight, J. 1-0. *California*-None.

FUMBLES: *Arizona*-Denker, B. 1-0; Phillips, N. 1-0. *California*-Ervin, Darren 1-0.

SACKS (UA-A): *Arizona*-None. *California*-Barr, Todd 0-1; Nickerson, Har 1-0; Moala, Viliami 0-1; Jefferson, Jale 1-0.

Game 8: Arizona at California

Arizona..... 33

California 28

Nov. 9, 2013 // Berkeley, Calif. // Memorial Stadium (41,874)
 Start: 12:37 p.m. // TOG: 3:28 // Weather: 67 degrees, mostly clear

BERKELEY, Calif. (AP) -- B.J. Denker ran for three touchdowns and passed for a fourth, Ka'Deem Carey went over 1,000 yards for the second consecutive season and Arizona beat California 33-28 on Saturday afternoon.

A week after setting a school record for most rushing yards by a quarterback in one game, Denker managed just 44 yards on the ground but scored on runs of nine, one and 14 yards. That gave the Wildcats senior a team-leading 11 rushing touchdowns this season, another Arizona record for quarterbacks.

Carey, the nation's leading rusher, topped the century mark for the 11th consecutive game with 152 yards on 32 carries.

Cal freshman quarterback Jared Goff passed for four touchdowns but was intercepted twice in the second half.

Arizona's third straight win improved the Wildcats to 6-2 (3-2 Pac-12) and makes them bowl eligible for the second time in two seasons under coach Rich Rodriguez.

The home team had won the previous six times in this series between longtime conference rivals before Denker sparked the Wildcats to their first win at Berkeley since a double-overtime victory in 1997.

Denker completed 24 of 38 passes for 261 yards, including a 21-yard touchdown to Nate Phillips in the second quarter.

That was enough for Arizona, which couldn't shake the pesky Golden Bears until Denker's 14-yard score near the end of the third quarter.

Goff kept Cal (1-8, 0-6) close despite a rocky afternoon.

He completed 34 of 56 passes for 289 yards, and his interceptions came on back-to-back drives. The first came while the Bears were backed up deep in their own territory, while the second was in the end zone when Goff tried to force a throw into coverage.

Little went right for Cal after scoring on its opening possession.

Goff completed passes to five different receivers and capped the drive with an 11-yard touchdown throw to Khalfani Muhammad. That put the Bears up 7-0, their first lead in more than 244 minutes.

It didn't last long.

Denker scored on a read-option keeper around the left end from nine yards out to tie the game, then Arizona's defense put the Wildcats in front with a safety.

Arizona thought it had Cal stopped for a safety earlier in the first quarter but an intentional grounding penalty against Goff was waved off. Given a second shot after Carey was dropped for a 1-yard loss on 4th-and-2, the Wildcats cashed in when linebacker Scooby Wright and safety Jared Tevis tackled Bears running back Darren Ervin in the end zone.

Jake Smith's career-best 53-yard field goal extended Arizona's lead to 12-7 with 12:54 left in the second quarter. Smith's previous longest attempt had been 41 yards.

Denker's touchdown pass to Phillips helped make it 19-7.

Goff's 17-yard throw to Kenny Lawler trimmed the gap to 19-14 at halftime but the Bears couldn't get any closer.

Arizona opened the second half with a 75-yard touchdown drive capped by Denker's keeper into the end zone from a yard out. Denker's 60-yard completion to Terrence Miller and a pass interference call near the goal line helped set up the score.

Lawler made a stellar one-handed grab of a 3-yard touchdown pass to pull Cal within 26-21 but Goff threw an interception on the Bears' next possession.

Denker's third touchdown run pushed the Wildcats' lead to 33-21 before the Bears made one final push late in the fourth quarter when Goff threw a 29-yard touchdown to Lawler with 1:42 remaining.

Arizona recovered the ensuing onside kick attempt, however, and ran out the clock.

SCORING BY QUARTER

| | 1 | 2 | 3 | 4 | Final |
|----------------|----|---|---|----|-------|
| UCLA | 14 | 7 | 3 | 7 | 31 |
| Arizona | 3 | 7 | 3 | 13 | 26 |

SCORING SUMMARY

First Quarter

ARIZ 10:58 Smith, J. 44 yd field goal; 12-48, 4:02
 UCLA 10:41 Evans, S. 66 yd pass from Hundley, B. (Fairbairn, K. kick); 1-66, 0:10
 UCLA 01:23 Hundley, B. 15 yd run (Fairbairn, K. kick); 12-84, 6:00

Second Quarter

ARIZ 12:55 Carey, K. 4 yd run (Smith, J. kick); 4-25, 0:57
 UCLA 00:16 Evans, S. 4 yd pass from Hundley, B. (Fairbairn, K. kick); 16-90, 6:16

Third Quarter

UCLA 10:30 Fairbairn, K. 34 yd field goal; 11-59, 4:30
 ARIZ 02:15 Smith, J. 27 yd field goal; 5-18, 2:00

Fourth Quarter

ARIZ 11:46 Phillips, N. 15 yd pass from Denker, B. (Denker pass failed); 8-88, 3:06
 UCLA 10:46 Jack, M. 66 yd run (Fairbairn, K. kick); 3-75, 1:00
 ARIZ 08:02 Phillips, N. 14 yd pass from Denker, B. (Smith, J. kick); 9-75, 2:44

TEAM STATS

| Category | UCLA | ARIZ |
|----------------------------|---------|---------|
| FIRST DOWNS | 22 | 24 |
| RUSHES-YARDS (NET) | 49-249 | 47-239 |
| PASSING YDS (NET) | 227 | 186 |
| Passes Att-Comp-Int | 26-18-0 | 33-20-1 |
| TOTAL OFFENSE PLAYS-YARDS | 75-476 | 80-425 |
| Fumble Returns-Yards | 0-0 | 0-0 |
| Punt Returns-Yards | 2-12 | 0-0 |
| Kickoff Returns-Yards | 2-56 | 1-22 |
| Interception Returns-Yards | 1-0 | 0-0 |
| Punts (Number-Avg) | 6-41.5 | 5-51.8 |
| Fumbles-Lost | 2-1 | 1-1 |
| Penalties-Yards | 5-54 | 5-44 |
| Possession Time | 33:12 | 26:48 |
| Third-Down Conversions | 9 of 18 | 5 of 14 |
| Fourth-Down Conversions | 0 of 1 | 0 of 2 |
| Red-Zone Scores-Chances | 3-3 | 4-6 |
| Sacks By: Number-Yards | 0-0 | 4-17 |

INDIVIDUAL STATS

RUSHING: **UCLA**-Jack, Myles 6-120; Hundley, Brett 14-56; Perkins, Paul 16-56; Thigpen, Damien 8-17; Lucien, Devin 1-3; Bell, Darius 1-2; TEAM 3-minus 5. **Arizona**-Carey, K. 28-149; Denker, B. 16-82; Jenkins, D. 3-8.

PASSING: **UCLA**-Hundley, Brett 18-25-0-227; Covington, Sean 0-1-0-0. **Arizona**-Denker, B. 20-33-1-186.

RECEIVING: **UCLA**-Evans, Shaquell 4-97; Payton, Jordan 3-22; Lucien, Devin 2-31; Bell, Darius 2-19; Fuller, Devin 2-9; Thigpen, Damien 2-minus 6; Duarte, Thomas 1-38; Zumwalt, Jordan 1-12; Perkins, Paul 1-5. **Arizona**-Phillips, N. 8-97; Miller, T. 5-43; Grant, S. 3-16; Richards, D. 2-23; Jenkins, D. 1-5; Carey, K. 1-2.

INTERCEPTIONS: **UCLA**-Adams, Ishmael 1-0. **Arizona**-None.

FUMBLES: **UCLA**-Thigpen, Damien 1-1; Hundley, Brett 1-0. **Arizona**-Carey, K. 1-1.

SACKS (UA-A): **UCLA**-None. **Arizona**-Bondurant, T. 1-0; Bush-Loo, K. 1-0; Flowers, M. 1-0; Tuihalamaka, S. 1-0.

Game 9: #16 UCLA at Arizona

16) UCLA 31
Arizona..... 26

Nov. 9, 2013 // Tucson, Ariz. // Arizona Stadium (51,531)
 Start: 8:15 p.m. // TOG: 3:13 // Weather: 72 degrees, Clear

TUCSON, Ariz. (AP) -- Freshman linebacker Myles Jack played offense, too, rushing for 120 yards on his first six carries of the season, including a 66-yard touchdown run to help No. 19 UCLA beat Arizona 31-26 Saturday night.

On defense, Jack had eight tackles and recovered Ka'Deem Carey's fumble in the UCLA end zone as the Bruins won in Tucson for the first time since 2003.

Brett Hundley passed for two touchdowns and ran for another as UCLA (7-2, 4-2 Pac-10) stayed a game behind first-place Arizona State in the Pac-12 South. Carey rushed for 149 yards on 28 carries for the Wildcats (6-3, 3-3), running his school-record string of consecutive 100-yard rushing games to 12.

Hundley threw a 66-yard touchdown pass to Shaq Evans on UCLA's first offensive play. Evans also had a 4-yard scoring catch.

Arizona's B.J. Denker had a pair of fourth-quarter touchdown passes to Nate Phillips.

The Bruins were without starting running back Jordan James, who aggravated a right ankle injury a week earlier against Colorado, and they turned to the 18-year-old Jack to fill in at crucial times.

A pass interference penalty on third down kept Arizona's 8-play, 88-yard TD drive alive and Carey's runs of 22 and 24 yards set up Denker's 15-yard touchdown pass to Nate Phillips that cut UCLA's lead to 24-19 with 11:46 to play. The two-point conversion pass failed.

Then on third-and-1 from the UCLA 24, Jack burst through the line and down the right sideline 66 yards for a touchdown to make it 31-19 with 10:46 to go.

But Arizona quickly responded, going 75 yards in 2:44, Denker throwing 14 yards to Phillips to cut the Bruins' lead to 31-26 8:02 from the finish.

The Wildcats got the ball twice more but couldn't move it. Ishmael Adams' interception of Denker's pass on fourth down from the Arizona 15 sealed it with 1:46 to play.

On UCLA's first play on offense, Hundley connected with the streaking Evans, who got behind Arizona's Jonathon McKnight for 66 yards and a touchdown. The Bruins led 7-3 and never trailed again.

After the subsequent kickoff, the Wildcats drove deep into UCLA territory, but on fourth and a foot from the 15, Carey was stopped for a 1-yard loss and the Bruins took over. Hundley had a 17-yard run and scrambled for a 15-yard touchdown to cap UCLA's 12-play, 84-yard scoring drive to make it 14-3 with 1:23 still left in the first quarter.

The Bruins helped Arizona to its first touchdown when they tried a fake punt from their own 25. Sean Covington overthrew the wide open Jack on the play, and the Wildcats scored four plays later, Carey on a 4-yard run to cut it to 14-10 with 12:55 left in the half.

It stayed that way until UCLA, behind the running of Jack, went 90 yards in 16 plays. McKnight deflected Hundley's pass in the end zone, but Evans was able to bring it down and drag his toes inbounds for the touchdown with 16 seconds left in the half and give the Bruins a 21-10 lead at the break.

UCLA added a 34-yard field goal by Ka'imi Fairbairn on its first possession of the second half, then Arizona drove from its 12 to first-and-goal at the Bruins 5. Carey took the ball up the middle and was slammed by the defense, sending him into a head-first flip. He lost the ball just before crossing the goal line, and Jack recovered in the end zone for a touchback and it remained a two-touchdown lead.

Arizona got a short field to work with again when UCLA's Damien Thigpen fumbled and Marquis Flowers recovered for the Wildcats at the Bruins 28. The Wildcats moved to the 4 but on third-and-1 Jordan Zumwalt slammed Denker to the ground for a 6-yard loss and Smith's 27-yard field goal made it 24-13.

SCORING BY QUARTER

| | 1 | 2 | 3 | 4 | Final |
|---------|----|---|---|---|-------|
| WSU | 10 | 0 | 7 | 7 | 24 |
| Arizona | 7 | 7 | 3 | 0 | 17 |

SCORING SUMMARY

First Quarter

07:10 WSU Mason, M.15 yd run (Furney, A. kick); 7-60, 3:01
 02:05 WSU Furney, A. 24 yd field goal; 10-64, 3:48
 00:47 ARIZ Carey, K. 30 yd run (Smith, J. kick); 4-61, 1:09

Second Quarter

07:37 ARIZ Carey, K. 7 yd pass from Denker, B. (Smith, J. kick); 15-90, 4:39

Third Quarter

11:17 WSU Cracraft, R. 23 yd pass from Halliday, C. (Furney, A. kick); 6-31, 2:52
 06:36 ARIZ Smith, J. 25 yd field goal; 13-57, 4:41

Fourth Quarter

02:15 WSU Myers, I.25 yd pass from Halliday, C. (Furney, A. kick); 10-80, 4:44

TEAM STATS

| Category | WSU | ARIZ |
|----------------------------|---------|---------|
| FIRST DOWNS | 27 | 24 |
| RUSHES-YARDS (NET) | 27-101 | 45-195 |
| PASSING YDS (NET) | 319 | 200 |
| Passes Att-Comp-Int | 53-39-1 | 38-26-0 |
| TOTAL OFFENSE PLAYS-YARDS | 80-420 | 83-395 |
| Fumble Returns-Yards | 0-0 | 0-0 |
| Punt Returns-Yards | 0-0 | 1-8 |
| Kickoff Returns-Yards | 1-29 | 2-59 |
| Interception Returns-Yards | 0-0 | 1-0 |
| Punts (Number-Avg) | 4-32.0 | 4-38.8 |
| Fumbles-Lost | 1-0 | 3-2 |
| Penalties-Yards | 5-51 | 4-30 |
| Possession Time | 34:08 | 25:52 |
| Third-Down Conversions | 7 of 16 | 6 of 18 |
| Fourth-Down Conversions | 1 of 2 | 3 of 5 |
| Red-Zone Scores-Chances | 3-3 | 2-4 |
| Sacks By: Number-Yards | 1-4 | 4-23 |

INDIVIDUAL STATS

RUSHING: *Washington State*-Mason, Marcus 11-63; Caldwell, T. 7-47; Laufasa, Jere. 2-5; Halliday, C. 7-minus 14. *Arizona*-Carey, K. 26-132; Denker, B. 17-64; Phillips, N. 1-8; Team 1-minus 9.

PASSING: *Washington State*-Halliday, C. 39-53-1-319. *Arizona*-Denker, B. 26-38-0-200.

RECEIVING: *Washington State*-Williams, Dom. 7-75; Mason, Marcus 7-20; Mayle, Vince 5-50; Williams, K. 4-42; Cracraft, River 3-43; Myers, Isiah 3-38; Caldwell, T. 3-26; Galvin, Ricky 3-14; Ratliff, Bobby 2-12; Laufasa, Jere. 1-6; Brooks, Leon 1-minus 7. *Arizona*-Phillips, N. 7-45; Carey, K. 6-45; Grant, S. 5-44; Griffey, T. 4-45; Miller, T. 4-21.

INTERCEPTIONS: *Washington State*-None. *Arizona*-Bondurant, T. 1-0.

FUMBLES: *Washington State*-Brooks, Leon 1-0. *Arizona*-Denker, B. 2-1; Team 1-1.

SACKS (UA-A): *Washington State*-Palacio, Kache 1-0. *Arizona*-Gilbert, R. 2-0; Turituri, D. 1-0; Tuihalamaka, S. 1-0.

Game 10: Washington State at Arizona

Washington State 24

Arizona..... 17

Nov. 16, 2013 // Tucson, Ariz. // Arizona Stadium (42,080)
 Start: 12:07 p.m. // TOG: 3:03 // Weather: 72 degrees, Clear

TUCSON, Ariz. (AP) -- Connor Halliday threw 25 yards to Isiah Myers for the tie-breaking touchdown with 2:15 to play to give Washington State a 24-17 upset over Arizona on Saturday.

Halliday completed 39 of 53 passes for 319 yards and two scores, the junior's seventh 300-yard passing of the season.

Ka'Deem Carey scored both touchdowns for Arizona (6-4, 3-4 Pac-12) on a 30-yard run and a 7-yard reception from B.J. Denker. Carey gained 132 yards on 26 carries, his 13th consecutive 100-yard game.

On the final play of the game, from the Washington State 13, Denker's pass to Samajie Grant in the end zone was caught well out of bounds.

The Cougars (5-5, 3-4) had lost their previous three games by a combined score of 162-83.

Halliday's first touchdown pass, 23 yards to River Cracraft, came after Arizona's botched punt attempt at the start of the second half.

Jake Smith missed field goals of 40 and 34 yards for Arizona. Washington State's Andrew Furney had a 46-yard attempt bounce off the left upright.

The Cougars' winning 80-yard drive came after Smith missed the 34-yarder with seven minutes to go.

On third and nine from the Washington State 38, Halliday threw 10 yards to Dom Williams. Halliday hit Teondray Caldwell for 19 yards to the Arizona 31. Then on third-and-four at the 25, Halliday threw to the wide open Myers, who dodged a tackler and ran a few steps to the end zone.

The Wildcats moved downfield and, on fourth and seven from the 28, Denker scrambled nine yards to the 19 for the first down. But Denker was caught at the 13 on third and six and Arizona, without any timeouts left, rushed to the line to get off a final play. Denker lofted it to the end zone and Grant hauled it in, but was a step out of bounds and the Cougars rushed the field in celebration.

The Wildcats spotted the Cougars a 10-0 lead, then got a pair of touchdowns from Carey -- one rushing, one receiving -- to lead 14-10 at the half.

Marcus Mason's 15-yard touchdown run put Washington State up 7-0, then Furney's 24-yard field goal made it 10-0 with 2:05 left in the first quarter.

Arizona struck quickly after the subsequent kickoff, Carey -- in his 13th consecutive 100-yard rushing game -- breaking a series of arm tackles on a 30-yard touchdown run to cut it to 10-7 with 47 seconds still left in the opening quarter.

The Wildcats took the lead with a 15-play, 90-yard touchdown drive. Denker threw wide to Carey, who broke two tackles on a 7-yard scoring play to put the Wildcats ahead 14-10 with 7:37 left in the half.

Arizona threatened again late in the half, but Smith's 40-yard field goal try was wide left as the second quarter ended.

The Wildcats took the second-half kickoff and went three-and-out, then Drew Riggleman dropped the ball trying to punt and Washington State recovered at the Arizona 31. On second-and-18, Halliday threw over the middle to Cracraft for a 23-yard touchdown and the Cougars were back on top 17-14.

The Wildcats moved down the field on their next possession, but their drive stalled at the WSU 8 and Smith's 25-yard field goal tied it at 17 with 6:36 left in the third quarter.

The Cougars, in their first game in 16 days, had a chance to take the lead with 10:24 left in the third quarter but Furney's 46-yard field goal attempt bounced off the left upright.

Arizona took over and moved it downfield but Smith's 34-yard field goal try was wide left.

The teams hadn't met since 2010 and Washington State hadn't played in Tucson since 2009.

SCORING BY QUARTER

| | 1 | 2 | 3 | 4 | Final |
|---------|----|----|---|---|-------|
| Oregon | 3 | 6 | 0 | 7 | 16 |
| Arizona | 14 | 14 | 7 | 7 | 42 |

SCORING SUMMARY

First Quarter

ARIZ 11:51 Carey, K. 6 yd run (Smith, J. kick); 9-45, 2:49
 ARIZ 07:09 Phillips, N. 9 yd pass from Denker, B. (Smith, J. kick); 10-59, 3:52
 ORE 02:49 Wogan, M. 33 yd field goal; 12-64, 4:14

Second Quarter

ARIZ 11:32 Miller, T. 5 yd pass from Denker, B. (Smith, J. kick); 16-83, 6:12
 ORE 07:39 Brown, P. 1 yd pass from Mariota (Wogan, M. rush failed); 11-67, 3:46
 ARIZ 00:18 Carey, K. 1 yd run (Smith, J. kick); 6-59, 0:42

Third Quarter

ARIZ 02:07 Carey, K. 9 yd run (Smith, J. kick); 9-70, 3:36

Fourth Quarter

ORE 14:11 Huff, J. 2 yd pass from Mariota, M. (Wogan, M. kick); 11-84, 2:56
 ARIZ 08:59 Carey, K. 1 yd run (Smith, J. kick); 12-75, 5:12

TEAM STATS

| Category | ORE | ARIZ |
|----------------------------|---------|----------|
| FIRST DOWNS | 27 | 29 |
| RUSHES-YARDS (NET) | 39-198 | 65-304 |
| PASSING YDS (NET) | 308 | 178 |
| Passes Att-Comp-Int | 41-27-2 | 22-19-0 |
| TOTAL OFFENSE PLAYS-YARDS | 80-506 | 87-482 |
| Fumble Returns-Yards | 0-0 | 0-0 |
| Punt Returns-Yards | 2-18 | 0-0 |
| Kickoff Returns-Yards | 7-123 | 1-16 |
| Interception Returns-Yards | 0-0 | 2-28 |
| Punts (Number-Avg) | 2-44.0 | 4-44.5 |
| Fumbles-Lost | 2-1 | 0-0 |
| Penalties-Yards | 8-66 | 2-20 |
| Possession Time | 24:31 | 35:29 |
| Third-Down Conversions | 6 of 12 | 11 of 16 |
| Fourth-Down Conversions | 1 of 3 | 1 of 1 |
| Red-Zone Scores-Chances | 3-5 | 6-6 |
| Sacks By: Number-Yards | 0-0 | 0-0 |

INDIVIDUAL STATS

RUSHING: Oregon-Thomas, De. 16-83; Tyner, Thomas 11-53; Mariota, Marcus 8-52; Addison, Bralon 1-6; Marshall, Byron 3-4. **Arizona**-Carey, K. 48-206; Denker, B. 14-102; Jenkins, D. 1-1; Team 2-minus 5.

PASSING: Oregon-Mariota, Marcus 27-41-2-308. **Arizona**-Denker, B. 19-22-0-178.

RECEIVING: Oregon-Thomas, De. 6-74; Addison, Bralon 6-56; Hawkins, Daryle 4-61; Huff, Josh 3-48; Tyner, Thomas 3-4; Lowe, Keanon 2-35; Baylis, Evan 1-15; Mundt, Johnny 1-14; Brown, Pharaoh 1-1. **Arizona**-Miller, T. 9-88; Grant, S. 3-38; Phillips, N. 3-32; Griffey, T. 3-25; Carey, K. 1-minus 5.

INTERCEPTIONS: Oregon-None. **Arizona**-Richardson, S. 1-15; Wright, S. 1-13.

FUMBLES: Oregon-Tyner, Thomas 1-1; Mariota, Marcus 1-0. **Arizona**-None.

SACKS (UA-A): Oregon-None. **Arizona**-None.

Game 11: Oregon at Arizona

#5 Oregon..... 16

Arizona..... 42

Nov. 23, 2013 // Tucson, Ariz. // Arizona Stadium (45,777)

Start: 1:37 p.m. // TOG: 3:04 // Weather: Mid 50s, Cloudy, Showers

TUCSON, Ariz. (AP) -- The goal posts lying flat on the field, Arizona's fans lingered on the field, congregating around the locker room entrance nearly 30 minutes after rushing out of the stands.

For Oregon, it was a crushing blow, to its national title hopes and maybe its BCS bowl chances, too.

Ka'Deem Carey ran for 206 yards and four touchdowns while becoming Arizona's all-time leading rusher, and the Wildcats pulled off a monumental upset by taking advantage of numerous Oregon miscues, shocking the fifth-ranked Ducks 42-16 on Saturday.

Arizona was coming off consecutive home losses, the most disappointing last week's toe-stubbing against Washington State.

Oregon had raced through most of its schedule, a loss to Stanford putting a dent in its national championship hopes, but a Rose Bowl bid still on the table.

The Wildcats (7-4, 4-4 Pac-12) turned the tables on the fast-paced Ducks, eschewing the normal slow-it-down routine most teams play against them by keeping their foot on the throttle.

With Carey bursting through the line to punish defenders and B.J. Denker dinking and dashing with a variety of fakes, the Wildcats jumped out to a quick 14-0 lead and kept going for their first win over a top-five team since knocking off No. 2 Oregon in 2007.

Oregon (9-2, 6-2) gave the Wildcats plenty of help with three turnovers and turning it over twice more on downs to end its national title hopes and, possibly, its four-year run of BCS bowls.

Carey was the workhorse for Arizona as he has been all season, carrying a school-record 48 times while scoring on runs of 6, 1, 9 and 2 yards to break Art Luppino's career record of 48 total touchdowns set from 1953-56. Carey also reached 3,913 career yards rushing, breaking the mark of 3,824 set by Trung Canidate from 1996-99.

Denker threw for 178 yards and two touchdowns, ran for 102 more and Arizona had 304 yards rushing, a season-high against Oregon.

The normally high-flying Ducks couldn't keep up in the Wildcats' final home game of the season.

Oregon sputtered most of the day, showing only flashes of the offensive brilliance that had them No. 2 in total offense and third in scoring entering the game.

Marcus Mariota threw for 308 yards and two touchdowns, but also had two interceptions, his first since Nov. 17, 2012, against Stanford.

The Ducks outgained Arizona 506-482 in total yards, but couldn't overcome all the uncharacteristic miscues to lose consecutive road games for the first time since 2007.

Earlier in the week, De'Anthony Thomas said it was no big deal for the Ducks to go to the Rose Bowl. After this debacle, that's out of reach, too.

Mariota's first interception came on a spectacular play, kick-starting Arizona for the monumental upset.

It came on Oregon's first play from scrimmage, when Bralon Addison dropped a pass near the sideline. Arizona cornerback Shaquille Richardson snared the carom and flipped it back to teammate Scooby Wright as he was falling out of bounds. It ended Mariota's Pac-12 record streak of passes without an interception at 353 and Carey followed with a 6-yard touchdown run.

Oregon's next drive ended with another drop, this one by De'Anthony Thomas on what would have been a big third-down gain. Arizona followed with another touchdown, a 9-yard pass from Denker to Nate Phillips along the left sideline to make it 14-0.

The Wildcats kept marching on Oregon's defense, moving 83 yards in 16 plays for a 5-yard touchdown pass from Denker, who set it up by faking the run, to Terrence Miller to make it 21-3.

Arizona got one more chance after stopping Oregon on downs, ripping off 59 yards in 42 seconds for Carey's second TD, a 1-yard run that made it 28-9 at halftime.

The Ducks needed over eight minutes to get their first first down and when they finally got a drive going, had to settle for Matt Wogan's 33-yard field goal after a holding call against tight end Pharaoh Brown negated Mariota's 6-yard TD run.

Oregon raced down for a 1-yard touchdown pass from Mariota to Brown in the second quarter, but the final two drives of the half ended in failure: Thomas Tyner lost a fumble and Mariota came up short on fourth-and-2 when he was stripped of the ball.

The Ducks opened second half by failing on a fourth-and-2 at Arizona's 6 and did nothing else until Mariota hit Josh Huff on a 2-yard touchdown pass early in the fourth quarter.

Arizona answered with a bruising 75-yard drive, capped by Carey's 49th career TD, a 2-yard run that put Arizona up 42-16.

Richardson sealed the upset with an interception near the goal line late in the fourth quarter and the fans streamed from the stands once the final horn sounded.

SCORING BY QUARTER

| | 1 | 2 | 3 | 4 | Final |
|---------------|----|----|----|----|-------|
| Arizona | 0 | 7 | 14 | 0 | 21 |
| Arizona State | 13 | 17 | 14 | 14 | 58 |

SCORING SUMMARY

First Quarter

ASU 10:23 Gonzalez, Z. 38 yd field goal; 13-54, 4:37
 ASU 07:06 Gonzalez, Z. 21 yd field goal; 6-20, 2:07
 ASU 02:38 Rogers, D. 38 yd pass from Kelly, T. (Gonzalez, Z. kick); 7-80, 2:16

Second Quarter

ASU 12:58 Foster, D.J. 14 yd run (Gonzalez, Z. kick); 4-53, 1:18
 ASU 08:04 Nelson, D. 1 yd run (Gonzalez, Z. kick); 5-31, 1:55
 ARIZ 04:14 Denker, B. 1 yd run (Smith, J. kick); 12-78, 3:44
 ASU 00:11 Gonzalez, Z. 23 yd field goal; 6-69, 1:12

Third Quarter

ARIZ 12:17 Carey, K. 8 yd run (Smith, J. kick); 7-75, 2:43
 ASU 07:24 Randall, D. 64 yd interception return (Gonzalez, Z. kick)
 ARIZ 02:27 Wharton, G. 4 yd run (Smith, J. kick); 5-68, 1:42
 ASU 01:17 Strong, J. 61 yd pass from Kelly, T. (Gonzalez, Z. kick); 4-75, 1:18

Fourth Quarter

ASU 13:17 Foster, D.J. 7 yd run (Gonzalez, Z. kick); 6-31, 2:52
 ASU 05:57 Nelson, D. 1 yd run (Gonzalez, Z. kick); 7-29, 3:58

TEAM STATS

| Category | ARIZ | ASU |
|----------------------------|---------|---------|
| FIRST DOWNS | 20 | 22 |
| RUSHES-YARDS (NET) | 49-249 | 52-204 |
| PASSING YDS (NET) | 175 | 274 |
| Passes Att-Comp-Int | 30-15-3 | 25-13-1 |
| TOTAL OFFENSE PLAYS-YARDS | 79-424 | 77-478 |
| Fumble Returns-Yards | 0-0 | 0-0 |
| Punt Returns-Yards | 1-1 | 0-0 |
| Kickoff Returns-Yards | 7-143 | 1-13 |
| Interception Returns-Yards | 1-0 | 3-81 |
| Punts (Number-Avg) | 4-41.2 | 4-45.5 |
| Fumbles-Lost | 2-1 | 0-0 |
| Penalties-Yards | 2-15 | 4-20 |
| Possession Time | 27:41 | 32:19 |
| Third-Down Conversions | 9 of 18 | 6 of 17 |
| Fourth-Down Conversions | 0 of 3 | 2 of 2 |
| Red-Zone Scores-Chances | 2-2 | 6-6 |
| Sacks By: Number-Yards | 3-12 | 2-5 |

INDIVIDUAL STATS

RUSHING: Arizona-Carey, K. 32-157; Denker, B. 15-87; Allen, J. 2-1; Wharton, G. 0-4.
 ASU-Foster, D.J. 23-124; Nelson, D. 8-35; Kelly, Taylor 13-26; Robinson, R.J. 5-16; Smith, Richard 1-3; Lewis, Deantre 1-2; Team 1-minus 2.

PASSING: Arizona-Denker, B. 15-30-3-175. ASU-Kelly, Taylor 13-25-1-274.

RECEIVING: Arizona-Wharton, G. 4-76; Griffey, T. 4-59; Miller, T. 3-21; Phillips, N. 3-17; Grant, S. 1-2. ASU-Strong, Jaalen 4-142; Coyle, Chris 2-28; Foster, D.J. 2-26; Rogers, Darwin 1-38; Nelson, D. 1-21; Ozier, Kevin 1-15; Gammage, Fred 1-6; Smith, Richard 1-minus 2.

INTERCEPTIONS: Arizona-McKnight, J. 1-0. ASU-Randall, D. 1-64; Darby, Alden 1-15; Ira-bor, Osahon 1-2.

FUMBLES: Arizona-Jenkins, D. 1-1; Denker, B. 1-0. ASU-None.

SACKS (UA-A): Arizona-Tuihalamaka, S. 3-0. ASU-Young, Chris 1-0; Bradford, Carl 1-0.

Game 12: Arizona at Arizona State

Arizona..... 21

#13 Arizona State..... 58

Nov. 30, 2013 // Tempe, Ariz. // Sun Devil Stadium (72,542)
 Start: 7:3 p.m. // TOG: 3:20 // Weather: 64 degrees, high clouds

TEMPE, Ariz. (AP) -- Arizona State turned the Territorial Cup into a runaway.

No. 12 Arizona State dominated rival Arizona with a first-half onslaught and never let up, dismantling the Wildcats 58-21 Saturday night to earn home-field advantage in next week's Pac-12 title game.

Arizona State (10-2, 8-1 Pac-12) won last year's game by scoring 24 points in the fourth quarter and raced out to a 27-point lead by the midpoint of the second this time.

The Sun Devils had no trouble moving the ball without leading scorer and rusher Marion Grice, spreading it around to score the second-most points in Territorial Cup history win their seventh straight game overall.

D.J. Foster carried the load with Grice on crutches, rushing for 124 yards and two touchdowns after spending most of the season primarily as a receiver. De'Marieya Nelson did his part, too, pounding in a pair of scoring runs.

Taylor Kelly complimented the ground game, throwing for 274 yards and a pair of touchdowns.

Arizona State's defense was just as good, stuffing Arizona's run game early and forcing four turnovers, including a 64-yard interception return by Damarious Randall in the third quarter.

With another dominating performance at home, where they're 7-0 this season, the Sun Devils get one more game at Sun Devil Stadium, next Saturday against No. 8 Stanford with a chance for their first Rose Bowl since 1997.

Arizona (7-5, 4-5) fell flat in trying to boost its bowl pedigree.

Ka'Deem Carey ran for 157 yards and a touchdown, but the Wildcats couldn't get out of their own way and had no chance of stopping Arizona State's offense.

B.J. Denker had three interceptions after throwing four the first 11 games of the season and Arizona failed on three fourth-down attempts to end the regular season with its most disappointing performance of the season.

The Territorial Cup is the oldest rivalry trophy in college football -- dating to 1899 -- and the 87th version had an added dash of hype, fueled by momentum and raised stakes.

Both teams were coming off their biggest wins in years: Arizona over Oregon and Arizona State over UCLA.

With the Wildcats in town and so much on the line, Sun Devil Stadium was packed, a buzz in the air like few times over the past several years.

The Sun Devils put on quite a show, too, running over and through the jittery Wildcats in the first half.

On offense, Arizona State didn't seem to miss Grice (injured leg), using a mix of pass and run to score on its first four possessions.

Zane Gonzalez made a pair of field goals, Kelly used a fake to set up Darwin Rogers for a 38-yard touchdown and Foster ran for 50 of 53 yards on a scoring drive he capped with a 14-yard touchdown run.

Nelson added his first career touchdown, a 1-yard run to put Arizona State up 27-0 midway through the second quarter.

Arizona opened with a delay of game penalty before getting off its first snap, went backward on its opening drive and gave Arizona State the ball at the 24 when Drew Riggleman shanked a 12-yard punt over ASU's bench.

After holding Arizona State to a field goal, the defense had a breakdown, biting on what it thought was a run play to leave Rogers wide open for a TD.

Denker then threw a ball up for grabs into double coverage, leading to an interception by Alden Darby that set up Nelson's TD run.

Arizona also had trouble getting Carey going, too -- some of it apparently by design.

The nation's second-leading rusher didn't have a carry in the first nine minutes and was twice stopped on fourth down near midfield. On the first try, he lost seven yards, giving Arizona State a short field to set up Foster's touchdown run.

Arizona did get a little momentum going in the second quarter, marching in for a 1-yard touchdown run by Denker.

After Arizona's Jake Smith hooked a 42-yard field goal wide left, Gonzalez made one from 23 yards in the half's closing seconds, putting the Sun Devils up 30-7 while breaking the school record with his 18th straight made field goal.

Carey finally started to find some room to open the second half and scored on an 8-yard run.

Denker followed with another mistake, missing an open receiver downfield and throwing an underneath pass that Randall intercepted and raced in for a touchdown.

Arizona's Garic Wharton scooped up a fumble by Denker for a 4-yard touchdown, but Kelly answered by finding Jaalen Strong for a 61-yard touchdown that made it 44-21.

Foster scored on a 7-yard run and Nelson went in from yard out, making it the most lopsided game in the series since Arizona State beat Arizona 56-14 in 1996.

Arizona Football Bowl Game History

Overall Record: 7-9-1

| Date | Bowl | Result | Opponent | Location |
|---------------|----------------------------------|----------|-------------------|--------------------|
| Dec. 15, 2012 | Gildan New Mexico Bowl | W, 49-48 | Nevada | Albuquerque, N.M. |
| Dec. 29, 2010 | Valero Alamo Bowl | L, 10-36 | Okla. State | San Antonio, Texas |
| Dec. 30, 2009 | Pacific Life Holiday Bowl | L, 0-33 | Nebraska | San Diego, Calif. |
| Dec. 20, 2008 | Las Vegas Bowl | W, 31-21 | BYU | Las Vegas, Nev. |
| Dec. 30, 1998 | Culligan Holiday Bowl | W, 23-20 | Nebraska | San Diego, Calif. |
| Dec. 27, 1997 | Insight.com Bowl | W, 20-14 | New Mexico | Tucson, Ariz. |
| Dec. 27, 1994 | Freedom Bowl | L, 13-16 | Utah | Anaheim, Calif. |
| Jan. 1, 1994 | IBM OS/2 Fiesta Bowl | W, 29-0 | Miami | Tempe, Ariz. |
| Dec. 31, 1992 | John Hancock Bowl | L, 15-20 | Baylor | El Paso, Texas |
| Dec. 25, 1990 | Aloha Bowl | L, 0-28 | Syracuse | Honolulu, Hawaii |
| Dec. 31, 1989 | Copper Bowl | W, 17-10 | N. Carolina State | Tucson, Ariz. |
| Dec. 27, 1986 | Aloha Bowl | W, 30-21 | North Carolina | Honolulu, Hawaii |
| Dec. 28, 1985 | Sun Bowl | T, 13-13 | Georgia | El Paso, Texas |
| Dec. 25, 1979 | Fiesta Bowl | L, 10-16 | Pittsburgh | Tempe, Ariz. |
| Dec. 28, 1968 | Sun Bowl | L, 10-34 | Auburn | El Paso, Texas |
| Jan. 1, 1949 | Salad Bowl | L, 13-14 | Drake | Phoenix, Ariz. |
| Dec. 26, 1921 | East-West Christmas Classic Bowl | L, 0-38 | Centre (KY.) | San Diego, Calif. |

2012 Gildan New Mexico Bowl – Arizona 49, Nevada 48

ALBUQUERQUE, N.M. - With a last-minute touchdown and a successful onside kick recovery, Arizona football pulled out a victory over Nevada, 49-48, at the Gildan New Mexico in Albuquerque, N.M. Saturday's game ties the largest comeback in UA history (21 points). Senior quarterback Matt Scott was named Offensive MVP and junior linebacker Marquis Flowers was named Defensive MVP.

Nevada took a 48-35 lead with 1:48 to play. Arizona answered back with a two-yard Scott touchdown pass to sophomore Austin Hill with a good point after attempt to cut the score to 48-42 with 0:46 to play. Senior John Bonano converted a perfect onside kick attempt with the recovery from Flowers. The Wildcats went on to score the winning touchdown on a two-yard pass to sophomore Tyler Slavin from Scott with 0:19 to play. Flowers then immediately secured the victory with an interception on Nevada's final offensive possession.

Sophomore Ka'Deem Carey ran for 172 yards on 28 carries and three touchdowns. He now tallies 1,929 yards on the season, to continue to lead the nation in rushing. Carey is now UA's school record holder for rushing TDs in season with 23, including his three against Nevada on Saturday. He also set the Arizona bowl game record of rushing yards in a game (172). The previous bowl game record was 142 yards by Chuck Levy against Miami in the 1994 Fiesta Bowl.

In his final game as a Wildcat, Scott threw for 382 yards and three TDs on 28-of-47 pass attempts with two interceptions. He also rushed for 21 yards on six carries and one touchdown. Hill led the UA receivers with eight catches for 175 yards and two touchdowns. Saturday's game marks his fifth 100-yard performance of the season and the sixth of his career.

True freshman linebacker C.J. Dozier paced the defense with 15 tackles, nine solo and six assisted. Junior Shaquille Richardson collected his first pick of the season and the seventh of his career. Junior Jake Fischer recovered his fourth fumble of the season against the Wolf Pack. Flowers also recorded 10 tackles. UA had five true freshmen playing on defense during various points of the game: Keoni Bush-Loo, Dozier, Vince Miles, William Parks and Wayne Capers Jr.

Today's game marked the final in the careers of 20 Arizona seniors including team captains Trace Biskin, Kyle Quinn and Scott. Arizona ends the season with a 8-5 record and a bowl trip in head coach Rich Rodriguez's first season at the helm of the Wildcat program.

2010 Valero Alamo Bowl – Oklahoma State 36, Arizona 10

SAN ANTONIO, Texas - No. 14 Oklahoma State kept Arizona's offense out of the end zone and used four Wildcat turnovers to spoil the Pac-10's first game in the bowl since its early years.

Arizona outgained the Cowboys 370 to 312 yards, holding the vaunted OSU offense some 200 yards under its average. After an initial stop, however, Bug Wright fumbled the first punt of the game and gave OSU a short field for a 26-yard drive and the lead. The Cats were stopped on their next possession and OSU's Brandon Weeden connected on a 71-yard toss to Justin Blackmon to add to the lead.

UA answered with a 63-yard drive to cut it to 14-7. After an exchange of possession a short UA punt set the Cowboys up at midfield and OSU settled for the first of three Dan Bailey FGs. On Arizona's ensuing drive, Nick Foles was intercepted by Markelle Martin and returned 62 yards for a score. Bailey missed the kick and it was 23-. UA took the ball inside the OSU 40 yard-line three times but could not score before half-time.

UA showed some life with an Alex Zendejas field goal in the third quarter to make it 23-10 but OSU answered with its longest drive of the night to make it 30-10. Another Foles' interception near midfield set up a second Bailey field goal. Zendejas missed a 34-yarder minutes later in the fourth period, and Bailey knocked one home again for the final score. UA drove to the OSU 9 yard-line but could not cash in on 3rd- and 4th-and-1.

The Cats had 25 first downs to 17 by the Cowboys, held a 15-minute edge in time of possession but were one for three in the red zone, were sacked five times (to zero for UA), and suffered three interceptions and the fumbled punt for -4 turnover margin.

Receiver David Douglas took home the Fred Jacoby Sportsmanship Award for a 6-catch, 91-yard evening while the bowl offensive MVP award went to Blackmon for eight receptions for 112 yards and two scores, and the defensive MVP honor went to OSU defensive back Martin for his key INT.

2009 Pacific Life Holiday Bowl - Nebraska 33, Arizona 0

SAN DIEGO, Calif. - No. 20 Nebraska showed it was more than two ranking spots ahead of No. 22 Arizona by throttling the Wildcats, 33-0, in the Holiday Bowl.

After developing a reputation for high-scoring games and crazy finishes, the bowl got the first shutout in its 32-year history. Zac Lee threw a 74-yard touchdown pass

to Niles Paul in the third quarter to highlight the win, but it was only one moment in a dominating effort.

The coaches expected a defensive game, and the Huskers delivered, earning their first shutout in 46 bowl appearances, plus held UA to 109 net yards. Arizona quarterback Nick Foles was harassed all night and had one of his toughest outings of the year, finishing with nine completions in 30 attempts, for a miniscule 48 yards.

The Wildcats had the ball fourth-and-3 at the Nebraska 8-yard line with 1:41 to go, and eschewed a field goal, with safety P.J. Smith batting down Foles' pass to preserve the shutout. Nebraska free safety Matt O'Hanlon intercepted Foles on the third play from scrimmage and returned it 37 yards to the Arizona 5. Lee scored on a four-yard run two plays later. It was the fastest score in Holiday Bowl history, coming just 75 seconds in.

Nebraska (10-4) got its first 10-win season since 2003. Nebraska's Alex Henery set a Holiday Bowl record with four field goals, from 47, 50, 41 and 22 yards. Arizona finished 8-5. NU coach Bo Pelini earned bragging rights in Youngstown, Ohio, where he and UA coach Mike Stoops grew up and played at Cardinal Mooney High.

2008 Pioneer Las Vegas Bowl - Arizona 31, BYU 21

LAS VEGAS, Nev. - Arizona capped its best season in nine years with a solid effort against No. 17 Brigham Young, beating the Cougars 31-21 in the Pioneer Las Vegas Bowl.

The Cats took the first lead, set up by a 71-yard pass from Willie Tuitama to Terrell Turner, added a Jason Bondzio 31-yard field goal a third of the way into the second quarter.

Tuitama fumbled a low snap on the first play of the second half and BYU took a 14-10 lead four minutes into the frame with the gift 27-yard drive.

After that, Arizona stalled once, missing a 3rd-and-1 opportunity, but turned right around for a defensive three-and-out and two plays later Tuitama's 37-yard pass to Delashaun Dean struck put the Cats back in the lead.

The Cougs fought back with a 12-play, 39-yard drive, but missed a long field goal attempt. Tuitama hit successive passes of 19 and 17 yards, and after a five-yard gain by Nic Grigsby fired one down the seam to a streaking Chris Gronkowski for a 27-yard score, making it 24-14 at the end of the period.

Five minutes into the final period, Wildcat cornerback Marquis Hundley manned up and intercepted BYU's Max Hall in the end zone, taking it out to the UA 18 yard-line. Tuitama led a seven-play, 82-yard drive, sparked by a 27-yard run by Grigsby and a 23-yard pass to Turner, and then ran it in himself from six yards out for a 31-14 lead. Again the Cougars showed some of their 17th-ranked gumption, using eight Hall passes and two of his runs to get into the end zone quickly, and recovered an ensuing onside kick at the UA 48 yard-line. Hall drove BYU 28 yards, but Mitch Payne's field goal attempt banged off the left upright with 2:07 left.

The Cats ran the ball four times and then Tuitama scootched a three-yard pass to Mike Thomas on the final play of the game, giving the latter the Pac-10 career receiving record with his 259th reception as time expired. Dean led UA with seven catches for 88 yards to help Tuitama complete 24 of 35 throws for 325 yards and the game's MVP award.

1998 Culligan Holiday Bowl - Arizona 23, Nebraska 20

SAN DIEGO, Calif. - Arizona's defense held the storied Nebraska option rushing attack to 87 net yards, and the No. 5-ranked Wildcats cranked up some tough-guy rushing of their own to score 14 fourth-quarter points and beat the No. 14 Cornhuskers, 23-20, in the 21st annual Culligan Holiday Bowl.

The Cats secured the school's finest record in history and earned enough acclaim through their efforts in the game — the most watched of any college bowl game in ESPN history — to earn a final No. 4 ranking in both the Associated Press and USA Today/ESPN polls.

Unanimous All-America cornerback Chris McAlister cemented his reputation with an outstanding effort, intercepting two passes, one which turned the Huskers back on their final come-back try with less than four minutes remaining. He also had a 78-yard reverse punt return called back because of a questionable blocking call against Derek Hall.

Arizona trailed 13-9 at the half, and both teams struggled through five possessions in the third quarter before UA's Dennis Northcutt gave the Cats some decent field position with a 16-yard punt return to start a 10-play scoring drive. Trung Canidate rushed five times for 37 yards in the span, and Keith Smith completed passes of five yards to Northcutt and Paul Shields and topped it off with a 15-yard strike to Brad Brennan for the score.

Nebraska answered, though, and reclaimed the lead at 20-16 with an eight-play, 88-yard drive, almost exclusively through the air.

With 10 minutes remaining, Smith opened UA's next drive with a seven-yard pass to Shields, then the Cats ran the ball eight straight times for the nine-play, 68-yard drive which netted the final score on a Kelvin Eafon one-yard plunge. Smith had runs of 20, eight and eight yards to set up the score.

UA halted the Huskers with McAlister's second pick and then later used enough clock with a first down to force Nebraska to get the ball back with 34 seconds remaining. One short completion and three incompletions, and the game was over.

Canidate ran for 101 yards on 22 carries. Smith, who completed 11-of-19 passing for 143 yards and ran for 25 more, was named Holiday Bowl Offensive MVP. UA's Mark McDonald, who was 8-17 in field goals during the regular season, was a big key with a perfect 3-for-3 day, including a career-long 48-yarder. NU outgained the Cats, but UA won the turnover battle and kicking game.

1997 Insight.com Bowl - Arizona 20, New Mexico 14

TUCSON, Ariz. - Four Wildcat interceptions helped seal a hard-fought victory for Arizona over New Mexico in the ninth Insight.com Bowl, 20-14, before a crowd of 49,385 in the Cats' house, Arizona Stadium.

UA ran over the Lobos, using a 209-yard running attack featuring the quicker Trung Canidate and the bruising style of Kelvin Eafon on 43 of the team's 81 plays. Canidate was named the game's Most Outstanding Offensive Player with 97 yards and a touchdown on 24 carries, while Eafon earned the game's Most Valuable Player award for his 75 yards and two touchdowns on 19 totes. Thirteen of his rushes came in the fourth quarter when Arizona used ball possession to turn back New Mexico efforts at a game-winning touchdown.

Arizona picked off four passes by UNM's Graham Leigh—one in the first quarter by cornerback Chris McAlister, two in the third quarter by backup corner Kelvin Hunter and strong safety Rashee Johnson, and one in the fourth stanza by cornerback Kelly Malveaux, who returned the ball 44 yards just as the Lobos were crossing midfield. It was Malveaux' first interception of the year. Arizona outside linebacker Jimmy Sprotte earned the bowl's Most Outstanding Defensive Player honor with nine tackles including four hits for losses of 12 yards. Inside linebacker Marcus Bell was the Cats' leading tackler with 10.

Arizona coach Dick Tomey gave fifth-year senior QB Brady Batten the start in the game. An injury early in the year cost him a shot at the every-day spot. He played all but the fourth quarter, when the nominal No. 1 guy for most of the year, Ortege Jenkins, came on.

1994 Freedom Bowl - Utah 16, Arizona 13

ANAHEIM, Calif. - Utah used a 72-yard kickoff return to set up the winning touchdown, as the Utes upset No. 14 Arizona in the 11th annual Freedom Bowl, 16-13. A crowd of 27,477 watched as the Cats used a stifling defense to hold Utah to only 75 yards of total offense.

Arizona quarterback Dan White connected with Ontiwaun Carter from 23 yards out to give the Cats the early lead. After a White fumble deep in Arizona territory, Utah

running back Charlie Brown scampered in from six yards out to tie the score.

After a 44-yard field goal by Steve McLaughlin, the Cats had first-and-goal at the Utah 2-yard line, but two dropped passes by Tim Thomas and then Lamar Lovett in the end zone forced the Cats to kick a 20-yard field goal. Late in the fourth quarter with Arizona leading 13-7, and Matt Peyton having to punt from his own end zone, the Cats gambled and took a safety as Peyton stepped out of the back of the end zone.

On the ensuing kickoff, Cal Beck returned the ball to the Arizona 5-yard line. The Wildcat defense held the Utes on three straight downs to set up a fourth-and-goal. Quarterback Mike McCoy scrambled out of the pocket and was in the grasp of Chuck Osborne but managed to get the pass off and found Kevin Dyson in the corner of the end zone for the winning score. A final UA drive ended in an interception.

The Cats recorded six sacks on the day, three of them by Tedy Bruschi, who earned Defensive MVP honors. Chuck Osborne had two sacks, and Sean Harris led the team with nine tackles.

1994 IBM OS/2 Fiesta Bowl - Arizona 29, Miami 0

TEMPE, Ariz. - Arizona's heralded "Desert Swarm" defense lived up to its name, and the Cats' offensive attack nearly named its own price as UA thumped No. 10 Miami, 29-0, in IBM OS/2 Fiesta Bowl XXIII. The convincing victory was the bowl's only shut-out in its 23-game history.

UA ran for 257 yards and one touchdown, passed for 152 yards and two touchdowns, had three Steve McLaughlin field goals and held Miami to 182 yards in total offense. The Wildcats' swarming defense limited the Canes to Fiesta Bowl record-lows of 22 rushes and 35 yards, plus picked off three Miami passes and sacked the quarterback four times.

Tailback Chuck Levy ran for 142 yards including a 68-yard scoring dash and earned Fiesta Bowl offensive MVP honors, while defensive end Tedy Bruschi recorded a sack and earned defensive MVP honors for UA.

UA jumped to a quick lead on its first possession, driving 75 yards with Dan White throwing a 13-yard TD pass to Troy Dickey. Arizona never looked back.

The Canes' total offense was the second-lowest in Fiesta Bowl history, and the Arizona margin of victory was the second-largest in bowl history. Arizona enjoyed a time of possession advantage of 37:20 to 22:40 for Miami, another bowl record. Miami's frustration was typified by its first possession, starting at its own 37-yard line. Three plays later the Canes punted on fourth-and-41 from their own 6-yard line.

The game gave UA its first 10-victory season in 90 years of football, and its strong showing earned the Cats a No. 9 final ranking in the coaches poll and No. 10 in the media poll.

1992 Hancock Bowl - Baylor 20, Arizona 15

EL PASO, Texas - Arizona's defense lived up to its billing on all but two plays; those spelled doom as Baylor's big scoring passes helped beat the Cats, 20-15, in the John Hancock Bowl.

UA, which unleashed a no-huddle, wide-open passing attack, opened scoring with a Steve McLaughlin first-quarter field goal and increased the lead to 10-0 with a 65-yard scoring drive capped by a George Malauulu quarterback draw for seven yards mid-way through the second quarter.

BU halfback Brandell Jackson hit Melvin Bonner for a 61-yard strike three minutes later, but Arizona answered with a 14-play drive to set up another McLaughlin field goal and take a 13-7 halftime lead.

The Bears, held to 47 yards rushing, went to the air and struck again with another Bonner TD catch for 69 yards from QB J.J. Joe. Shortly into the fourth period, the Bears capitalized on two Arizona fumbles in UA territory and cashed them in for two Terry Weir field goals and a 20-13 lead.

With time running out, Arizona held BU deep on fourth-and-eight, and punter Rhett Delaney took an intentional safety at 0:31. A Chuck Levy 27-yard kickoff return put the Cats in decent shape, and UA drove to the Baylor 28. Two passes from Malauulu into the end zone were incomplete although Heath Bray nearly snagged the game winner on the first try.

1990 Eagle Aloha Bowl - Syracuse 28, Arizona 0

HONOLULU, Hawaii - Marvin Graves ran for two touchdowns and passed for another score as Syracuse embarrassed Arizona, 28-0, in the ninth Eagle Aloha Bowl game in rain-drenched Aloha Stadium.

Graves scored on a pair of 5-yard runs and threw 47 yards to Terry Richardson and 6 yards to Chris Gedney as the Orangemen ran their record to 7-4-2. Arizona fell to 7-5. The shutout snapped Arizona's 214-game scoring streak, the second longest scoring streak in NCAA history. The last time the Cats were shut out was a 31-0 defeat by Arizona State in 1971.

The Orangemen drove 65 yards in 13 plays following the opening kickoff with Graves scoring on a quarterback draw from the five with 8:35 left in the first quarter.

Syracuse made it 14-0 with 2:22 remaining in the half as Richardson slipped behind the Cat pass defense for an easy 47-yard reception. Arizona tried to get back into the game in the third quarter, twice reaching the Orangemen 35-yard line. But both drives died, and Syracuse put the game away in the fourth quarter with two long marches.

Graves was selected as Syracuse's most valuable player, and cornerback Todd Burden, who had two interceptions and caused a fumble, was selected as Arizona's most valuable player. The week-long inclement weather put a damper on many activities and caused many ticket purchasers to stay at home. There were 32,217 tickets sold but only 14,185 attended the game.

1989 Copper Bowl - Arizona 17, North Carolina State 10

TUCSON, Ariz. - Arizona cashed in on big plays to defeat North Carolina State, 17-10, before an Arizona Stadium crowd of 37,237 in the inaugural Copper Bowl. The Wildcats were dominated statistically, 310 yards to 130 yards including a season-low 50 yards on the turf. However, two unlikely heroes, Olatide Ogunfeditimi and Scott Geyer, made the big plays to pull out the victory.

In the first stanza, neither team could sustain drives, but the Cats got on the board first as Ronald Veal found a double-covered Ogunfeditimi 37 yards down field for a 7-0 advantage. The second quarter proved more magical as Geyer, the Defensive MVP, intercepted Shane Montgomery and raced 85 yards for a score.

But the Wolfpack had a magic wand of their own as Montgomery, the Offensive MVP, capped a 56-yard, nine-play drive with a four-yard touchdown toss to fullback Todd Varn to cut the lead, 14-7. The half ended with a Gary Coston 34-yard field goal. Score: 17-7.

The second half included a Damon Hartman 43-yarder to inch the Pack closer, 17-10. However the New Year brought a little luck to the Cats, as Montgomery just missed a diving Chris Williams over the middle for the possible tying touchdown with 1:02 left.

Arizona Dick Tomey notched a victory in his first-ever bowl game in 13 years as a head coach. The Wildcats finished 8-4 on the season, and the Wolfpack closed at 7-5.

1986 Aloha Bowl - Arizona 30, North Carolina 21

HONOLULU, Hawaii - Arizona capitalized on big defensive plays to coast to its first-ever post-season victory, 30-21, over North Carolina. All-America free safety Chuck Cecil was the ring-leader of the Cat defense that forced five fumbles with bone-jarring hits.

The Arizona offense showed spark as well. David Adams closed his sterling career with 81 yards rushing and a touchdown and three catches for 77 yards. Offensive MVP Alfred Jenkins finished 12-of-28 passing for 187 yards and a score.

But it was coach Larry Smith's defense which made the big plays to set up points. A Jim Birmingham fumble recovery led to a 31-yard Gary Coston field goal to begin the attack. Later, Boomer Gibson partially blocked a punt, and the Cats put seven more on the board with an Adams one-yard scamper. Danny Lockett's sack of Mark Maye caused a fumble, and the Cats cashed in with another Coston three-pointer for a 13-0 halftime lead.

It was more of the same in the third quarter. Arizona's Jeff Valder booted a 52-yard field goal to set an Aloha Bowl record. Then Cecil clobbered Jonathan Hall, and Jerry Beasley recovered the subsequent fumble at the Tar Heel 30. Jenkins found Jon Horton from 13 yards out for the quick score. Another Tar Heel fumble led to Greathouse's five-yard scoring run, and the Cats were in control.

1985 Sun Bowl - Arizona 13, Georgia 13

EL PASO, Texas - Arizona and Georgia each failed on late field goal attempts leaving the teams tied, 13-13, and the record Sun Bowl crowd of 52,203 going home with an empty feeling.

The teams battled on even terms for a half with Georgia's Steve Crumley booting a 37-yard field goal and Arizona's Max Zendejas adding a 22-yarder after an apparent Arizona touchdown was nullified by penalty.

The third quarter belonged to coach Larry Smith's troops, who drove 34 yards with the second-half kickoff before Zendejas nailed a 52-yard field goal. The Wildcats expanded the margin to 13-3 with 3:30 left to play in the stanza, as Martin Rudolph picked off a James Jackson pass and bolted 35 yards for a touchdown.

Georgia took the ensuing kickoff and drove to the Arizona 28, where Davis Jacobs kicked a 45-yarder to begin the Bulldog rally. Two plays later, James DeBow fumbled, and Georgia's Tony Flack recovered to set up Lars Tate's game-tying 2-yard run. Jacobs missed a 44-yarder with 1:14 to play. The Cats then used a 25-yard David Adams run to give Zendejas a 39-yard try with :10 remaining. However, his attempt was wide-right and short.

Zendejas and Georgia center Peter Anderson won outstanding player honors. Arizona finished the season at 8-3-1, while Georgia wound up 7-3-2.

1979 Fiesta Bowl - Pittsburgh 16, Arizona 10

TEMPE, Ariz. - The 10th-ranked Pittsburgh Panthers survived a late rally and hung on to defeat Arizona, 16-10, in the 1979 Fiesta Bowl. A national television audience was able to watch superb defensive play on both sides. Arizona's defense held Pitt to 299 yards, while the offense dented the Panther's nationally-ranked defense for 317 yards.

Pitt led 6-0 at halftime on the strength of 46- and 36-yard field goals by the game's most valuable offensive player, Mark Schubert. Arizona moved the ball well, but couldn't get the one big play it needed. The Cats drove to Pitt's 37, 26 and 22, but came up empty each time.

The Cats' trouble came on key plays. Midway through the first period, they were stopped on fourth-and-two at the Pitt 21. Arizona managed to get on the board late in the third period on a 38-yard field goal by Brett Weber, but Pitt answered with a touchdown to expand its lead to 13-3.

The Panthers appeared to have wrapped up the game when Schubert kicked his third field goal of the day with 8:02 left. But the Cats reached into their bag of tricks to get back in the game. From the Pitt 47, fullback Hubie Oliver took a pitch and launched a pass down field to Greg Jackson who caught it at the Panther one. Oliver scored on the next play.

The outcome was in doubt until Terry White picked off a Jim Krohn pass with :58 remaining. Arizona's David Liggins was voted the game's most valuable defensive player on the strength of two key interceptions of Dan Marino passes to thwart Panther drives.

1968 Sun Bowl - Auburn 34, Arizona 10

EL PASO, Texas - Arizona battled Auburn on even terms for one half, but within a period of seven minutes in the second half, the Tigers scored 24 points to crush the Wildcats, 34-10, before 32,302 weather-beaten fans and a national television audience in the 34th annual Sun Bowl.

Auburn had taken the lead, 10-0, on a John Riley 52-yard field goal, tying a Sun Bowl record, and a 65-yard touchdown pass from All-SEC quarterback Loran Carter to Mickey Zofko. But the Cats were fit to be tied as Steve Hurley booted a 37-yarder after both teams exchanged turnovers. Arizona held Auburn on fourth down with under two minutes left in the half, and Arizona's Bruce Lee went to work. Two first-down pass completions set up a 12-yard toss to Hal Arnason in the end zone, tying the score 10-10 at the half.

In the third quarter, Auburn took the lead and didn't look back as Tommy Taylor scampered nine yards to put the Tigers up 17-10. Then Buddy McClinton intercepted Lee for the third time in the game and raced 32 yards to score. Auburn's next possession produced a dazzling Carter to Tim Christian 42-yard touchdown pass. Riley then kicked a 41-yard field goal to secure the victory with 11:14 left.

Auburn's Buddy McClinton was voted MVP of the game, and All-America tackle Dave Campbell was honored as the outstanding lineman.

1949 Salad Bowl - Drake 14, Arizona 13

PHOENIX, Ariz. - Arizona couldn't overcome crucial mistakes, and the Drake Bulldogs triumphed, 14-13, before a crowd of 14,000 in nostalgia-filled Montgomery Stadium.

The feisty Midwesterners were outgained by coach Miles Casteel's troops, 355 yards to 206, but the Cats had two fumbles and an interception that ended any hope for a victory. Drake built a 14-7 halftime lead on the strength of Frank Metzger's 1-yard run and Floyd Miller's interception of Ed Wolgast for a 20-yard score. The Cats got on the board with a 15-yard Wolgast rollout.

Arizona roared back in the second half, as running back Charlie Hall romped 79 yards with the third quarter kickoff. The Cats failed to score on their first thrust after the thrilling return, but after an exchange of punts, the durable Wolgast tallied his second touchdown.

Drake carried the luck on this afternoon. Arizona's Wrinfred Tackett, one of the Border-Conference's top extra-point kickers, booted the pigskin against the left upright, the ball bounced away from the goal posts, and Drake escaped with a one-point margin.

Wolgast finished the day with 133 yards rushing, eight yards more than Drake's team total.

1921 East-West Christmas Classic - Centre (Ky.) 38, Arizona 0

SAN DIEGO, Calif. - A dominating squad from Centre (Ky.) College splashed to a 38-0 victory over Arizona in front of several thousand rain-soaked fans, spoiling Arizona's first-ever bowl game appearance.

The Praying Colonels held the Cats to zero first downs in the first half, and Arizona was unable to maintain a good drive throughout the game.

Centre's Red Roberts, one of Walter Camp's first All-America ends, scored the first touchdown five minutes into the match. Later, All-American Alvin (Bo) McMillin went over the right tackle for another score. Centre led 18-0 at the half.

The second half was much the same, as Centre dominated every phase. Just as Arizona was mounting a drive late in the third stanza, an interception ended Western hopes, and the Wildcat defense was unable to halt the potent Eastern attack. Centre's Herb Covington scored on a punt return and a sweep to seal the victory.

Arizona Individual Bowl Game Records

RUSHING RECORDS

Most Rushing Attempts

28, Ka'Deem Carey vs. Nevada (2012 New Mexico Bowl)
24, Trung Canidate vs. New Mexico (1997 Insight.com Bowl)

Most Rushing Yards

172, Ka'Deem Carey vs. Nevada (2012 New Mexico Bowl)
142, Chuck Levy vs. Miami (1994 Fiesta Bowl)

Most Rushing Touchdowns

3, Ka'Deem Carey vs. Nevada (2012 New Mexico Bowl)
2, Ed Wolgast, vs. Drake (1949 Salad Bowl)

Longest Scoring Run

68, Chuck Levy vs. Miami (1994 Fiesta Bowl)

PASSING RECORDS

Most Passes Attempted

50, Nick Foles vs. Oklahoma State (2010 Alamo Bowl)
47, Matt Scott vs. Nevada (2012 New Mexico Bowl)

Most Passes Completed

32, Nick Foles vs. Oklahoma State (2010 Alamo Bowl)
28, Matt Scott vs. Nevada (2012 New Mexico Bowl)

Most Passing Yards

382, Matt Scott vs. Nevada (2012 New Mexico Bowl)
325, Willie Tuiama vs. BYU (2008 Las Vegas Bowl)

Most Pass Interceptions

6, Bruce Lee vs. Auburn (1968 Sun Bowl)

Most Passing Touchdowns

3, Matt Scott vs. Nevada (2012 New Mexico Bowl)
2, Willie Tuitama vs. BYU (2008 Las Vegas Bowl)
2, Dan White vs. Miami (1994 Fiesta Bowl)

RECEIVING RECORDS

Most Pass Receptions

9, Juron Criner vs. Oklahoma State (2010 Alamo Bowl)
9, Troy Dickey vs. Baylor (1992 Hancock Bowl)

Most Yards Receiving

172, Austin Hill vs. Nevada (2012 New Mexico Bowl)
111, Terrell Turner vs. BYU (2008 Las Vegas Bowl)

Most TD Receptions

2, Austin Hill vs. Nevada (2012 New Mexico Bowl)
2, Troy Dickey vs. Miami (1994 Fiesta Bowl)

Longest Scoring Reception

78, Brad Brennan from Keith Smith vs. Nebraska (1998 Holiday Bowl)

RETURN RECORDS

Longest TD Punt Return

none

Longest TD Kickoff Return

none

Longest TD Interception

85, Scott Geyer vs. N.C. State (1990 Copper Bowl)

Most Interception Returns

2, Chris McAlister (1998 Holiday Bowl)
2, Dave Liggins (1979 Fiesta Bowl)

KICKING RECORDS

Longest Field Goal

52, Jeff Valder vs. North Carolina (1986 Aloha Bowl)
52, Max Zendejas vs. Georgia (1985 Sun Bowl)

Most Field Goals Attempted

4, Steve McLaughlin vs. Miami (1994 Fiesta Bowl)

Most Successful Field Goals

3, Mark McDonald vs. Nebraska (1998 Holiday Bowl)
3, Steve McLaughlin vs. Miami (1994 Fiesta Bowl)

Most Punts

9, Keenyn Crier vs. Nebraska (2009 Holiday Bowl)
9, Ryan Springston vs. New Mexico (1997 Insight.com Bowl)
9, Matt Peyton vs. Utah (1994 Freedom Bowl)

Best Punting Average

41.7, John Nies vs. N.C. State (1990 Copper Bowl)

Most Successful PATs

7, John Bonano vs. Nevada (2012 New Mexico Bowl)
4, Jason Bondzio vs. BYU (2008 Las Vegas Bowl)

MISCELLANEOUS RECORDS

Most Yards Gained Rushing and Receiving

187, Ka'Deem Carey vs. Nevada (2012 New Mexico Bowl)
175, Austin Hill vs. Nevada (2012 New Mexico Bowl)
158, David Adams vs. North Carolina (1986 Aloha Bowl)

Most Yards Total Offense

403, Matt Scott vs. Nevada (2012 New Mexico Bowl)
399, George Malauulu vs. Baylor (1992 Hancock Bowl)

Largest Margin of Victory

29, UA 29 Miami 0 (1994 Fiesta Bowl)

Largest Margin in Defeat

38, Centre 38 UA 0 (1921 Christmas Classic)

Largest Deficit Overcome

21, vs. Nevada, second quarter, (2012 New Mexico Bowl)
17, vs. Nevada, fourth quarter, (2012 New Mexico Bowl)

Quarterback Sacks

6, vs. Utah (1994 Freedom Bowl)

Arizona Team Bowl Game Records

Most First Downs

31, vs. Nevada (2012 New Mexico Bowl)
25, vs. Oklahoma State (2010 Alamo Bowl)

Most Rushing Attempts

59, vs. New Mexico (1997 Insight.com Bowl)

Most Yards Rushing

266, vs. Miami (1994 Fiesta Bowl)

Most Passes Attempted

50, vs. Oklahoma State (2010 Alamo)
47, vs. Nevada (2012 New Mexico Bowl)

Most Passes Completed

32, vs. Oklahoma State (2010 Alamo)
28, vs. Nevada (2012 New Mexico Bowl)

Most Passes Intercepted

8, vs. Auburn (1968 Sun Bowl)

Most Yards Passing

382, vs. Nevada (2012 New Mexico Bowl)
325, vs. BYU (2008 Las Vegas Bowl)

Most Yards Total Offense

578, vs. Nevada (2012 New Mexico Bowl)
418, vs. Baylor (1992 Hancock Bowl)

Most Fumbles

4, vs. Nebraska (1998 Holiday Bowl)

Most Fumbles Lost

3, vs. BYU (2008 Las Vegas Bowl)
3, vs. Nebraska (1998 Holiday Bowl)

Most Punts

11, vs. Auburn (1968 Sun Bowl)

Most Penalties

8, vs. Oklahoma State (2010 Alamo Bowl)
8, vs. Baylor (1992 Hancock Bowl)

Most Penalty Yards

91, vs. Baylor (1992 Hancock Bowl)

Most Points 1st Quarter

9, vs. Miami (1994 Fiesta Bowl)

Most Points 2nd Quarter

21, vs. Nevada (2012 New Mexico Bowl)

Most Points 3rd Quarter

17, vs. North Carolina (1986 Aloha Bowl)

Most Points 4th Quarter

21, vs. Nevada (2012 New Mexico Bowl)

Most Points

49, vs. Nevada (2012 New Mexico Bowl)
31, vs. BYU (2008 Las Vegas)

Fewest Points

0, vs. Nebraska (2009 Holiday Bowl)
0, vs. Syracuse (1990 Aloha Bowl)
0, vs. Centre (Ky) (1921 Christmas Classic)

Opponent Bowl Game Records

OPPONENT TEAM RECORDS

Most First Downs

39, Nevada (2012 New Mexico Bowl)
22, BYU (2008 Las Vegas Bowl)

Most Rushing Attempts

73, Nevada (2012 New Mexico Bowl)
68, Georgia (1985 Sun Bowl)

Most Yards Rushing

403, Nevada (2012 New Mexico Bowl)
223, Nebraska (2009 Holiday Bowl)

Most Passes Attempted

46, BYU (2008 Las Vegas Bowl)
46, North Carolina State (1989 Copper Bowl)

Most Passes Completed

30, BYU (2008 Las Vegas Bowl)
25, Oklahoma State (2010 Alamo Bowl)

Most Passes Intercepted

4, New Mexico (1997 Insight.com Bowl)

Most Yards Passing

328, BYU (2008 Las Vegas Bowl)
256, Nevada (2012 New Mexico Bowl)

Most Yards Total Offense

659, Nevada (2012 New Mexico Bowl)
444, BYU (2008 Las Vegas Bowl)

Most Fumbles

5, North Carolina (1986 Aloha Bowl)

Most Fumbles Lost

5, North Carolina (1986 Aloha Bowl)

Most Punts

10, Miami (1994 Fiesta Bowl)
10, Utah (1994 Freedom Bowl)

Most Penalties

10, BYU (2008 Las Vegas Bowl)
10, Pittsburgh (1979 Fiesta Bowl)

Most Penalty Yards

94, Utah (1994 Freedom Bowl)

Most Points 1st Quarter

21, Nevada (2012 New Mexico Bowl)

Most Points 2nd Quarter

13, Nebraska twice (2009 & 1998 Holiday Bowl)

Most Points 3rd Quarter

14, Nevada (2012 New Mexico Bowl)
14, Auburn (1968 Sun Bowl)

Most Points 4th Quarter

14, North Carolina (1986 Sun Bowl)
14, Syracuse (1990 Aloha Bowl)

Most Points

48, Nevada (2012 New Mexico Bowl)
38, Centre (1921 Christmas Classic)

Fewest Points

0, Miami (1994 Fiesta Bowl)

OPPONENT INDIVIDUAL RECORDS

Most Rushing Attempts

34, Steffphon Jefferson, Nevada (2012 New Mexico Bowl)
22, Lars Tate, Georgia (1985 Sun Bowl)

Most Rushing yards

180, Steffphon Jefferson, Nevada (2012 New Mexico Bowl)
101, Torin Dorn, North Carolina (1986 Aloha)

Most Rushing Touchdowns

2, Steffphon Jefferson, Nevada (2012 New Mexico Bowl)

Longest Scoring Run

58, Torin Dorn, N.C. (1986 Aloha Bowl)

Most Passes Attempted

46, Shane Montgomery, N.C. State (1989 Copper Bowl)
46, Max Hall, BYU (2008 Las Vegas Bowl)

Most Passes Completed

30, Max Hall, BYU (2008 Las Vegas Bowl)
25, Brandon Weedon, Oklahoma State (2010 Alamo Bowl)

When was the last time Arizona ...

| | |
|---|---|
| Returned a punt for a TD | Richard Morrison (63 yards) vs. Washington, 2012 |
| Returned a blocked punt for a TD | Orlando Vargas (23 yards, Vargas' block) at ASU 2009 |
| Returned a blocked FG for a TD | Gary Love vs. North Texas, 2002 (60 yards, C. Williams block) |
| Returned a kickoff for TD | Travis Cobb (100 yards) vs. Iowa, 2010; Cobb (95 yards) vs. WSU 2009 |
| Returned an interception for a TD | Marquis Flowers (14 yards) vs. Utah, Oct. 19, 2013 |
| Returned a fumble for a TD | M. Hundley 87 yds vs. Idaho 2008; M. Hollingsworth (0 yards) vs. UCLA, 2005 |
| A player had two TD returns | Antoine Cason (56-yd punt, 42-yd INT) vs. Oregon, 2007 |
| Blocked a punt for a safety | Andrae Thurman at San Diego State, 2001 |
| Scored a safety | Team, (Jared Tevis/Scooby Wright tackle in endzone) at California, Nov. 2, 2013 |
| Did not score | at Oregon (49-0), Sept. 22, 2012 |
| Did not score a touchdown | at Oregon (49-0), Sept. 22, 2012 |
| Did not score an offensive touchdown | at Oregon (49-0), Sept. 22, 2012 |
| Scored two defensive/non-offensive touchdowns | Defensive: Tra'Mayne Bondurant (INT, 52 yards) AND Jake Fischer (INT, 49 yards) at UNLV, Sept. 7, 2013 |
| A back ran for 100 yards | Ka'Deem Carey (32-157, TD) at Arizona State, Nov. 30, 2013 |
| A back ran for 200 yards | Ka'Deem Carey (48-206, 4 TD) vs. Oregon, Nov. 23, 2013 (4th career 200-yard game) |
| A quarterback ran for 100 yards | B.J. Denker (14-102) vs. Oregon, Nov. 23, 2013 (second career 100-yard game) |
| A QB/receiver rushed for 50 yards | B.J. Denker (15-87, TD) at Arizona State, Nov. 30, 2013 |
| Two players rushed for 100 yards each | Ka'Deem Carey (48-206, 4 TD) AND B.J. Denker (14-102) vs Oregon, Nov. 23, 2013 |
| Team rushed for less than 100 yards | at Oregon (32-89 yards), 2012 |
| Team rushed for 200 yards | at Arizona State (49-249, 3 TD), Nov. 30, 2013 |
| Team rushed for 300 yards | vs. Oregon (65-304, 4 TD), Nov. 23, 2013 |
| Rushed for negative yardage | at UCLA (22- -13), 2006 |
| A quarterback passed for 300 yards | B.J. Denker (28-44-0-363, 4 TD) at USC, Oct. 10, 2013 |
| A quarterback passed for 400-500+ yards | Matt Scott (45-69-1-491, 3 TD) at Stanford, 2012 (3rd-most school history, 2nd 400+ yard game of season/career) |
| A QB had 30 pass attempts in a quarter/40 in a half | Matt Scott (23-35-0-195 yards, 0 TD) 2Q at Stanford, 2012; Matt Scott (26-41-0-218, 0 TD) 1H at Stanford, 2012 |
| Team 300 yards passing | at USC (28-44-0-363, 4 TD), Oct. 10, 2013 |
| Team 400-500+ yards passing | at Stanford (45-69-1-491, 3 TD), 2012 (3rd-most yards in school history) |
| Team fewer than 100 yards passing | at UNLV (8-21-81-0, 0 TD), Sept. 7, 2013 |
| Team less than 300 yards total offense | at UCLA (70-257), 2012 |
| Had 500 yards in total offense | at Colorado (82 plays, 670 yards, 405 rush, 265 pass), Oct. 26, 2013 |
| Had 600 yards in total offense | at Colorado (82 plays, 670 yards, 405 rush, 265 pass), Oct. 26, 2013 |
| Ran 90 offensive plays | vs. Arizona State (96 plays, 57 run, 39 pass), Nov. 23, 2012 |
| Ran fewer than 50 offensive plays | vs. NAU (47 plays, 393 total yards) |
| A receiver had 100 yards | Austin Hill (8-175, 2 TD), vs. Nevada, Dec. 15, 2012 (6th career 100-yard game) |
| A receiver had 200 yards | Austin Hill (10-259) vs. USC, 2012 ; previous -- Bobby Wade (11-222, 1 TD) at California, 2002 |
| Two receivers had 100 yards | Austin Hill (7-139, TD) and Dan Buckner (10-116) vs. Toledo 2012 |
| Three receivers had 100 yards | M. Thomas (7-137, 2 TD), T. Turner (7-109, TD), A. Johnson (7-102) vs. New Mexico '07 |
| Player had 250 all-purpose yards | Ka'Deem Carey, 400 yards (366 rush, 44 rec.) vs. Colorado, 2012; Austin Hill, 259 (259 receiving) vs. USC, 2012 |
| A player intercepted two passes | Tra'Mayne Bondurant vs. NAU, Aug. 30, 2013 |
| Blocked a punt | Team at Colo '11; O.Vargas vs. ASU '09; D.Roberts vs. Cal '08; E.Mitchell at LSU '06 |
| Blocked a field goal | Carlos Williams vs. WSU, 2002 |
| Blocked a PAT kick | Justin Washington vs. Iowa, 2010; Peter Hansen at USC, 2000 |
| Tried a 2-pt. conversion; successful | vs. UCLA (B.J. Denker pass failed), Nov. 9, 2013; vs. Utah (B.J. Denker rush, successful), Oct. 19, 2013 |
| Tried an onside kick; was successful | vs. Nevada (successful), Dec. 15, 2012 (led to game-winning TD drive) |
| Missed a PAT kick | Jake Smith (blocked) vs. Utah, Oct. 19, 2013 |
| Made a field goal | Jake Smith (1-for-3, made from 25) vs. Washington State, Nov. 16, 2013 |
| Missed a field goal | Jake Smith (0-for-1, missed from 42 yards) at Arizona State, Nov. 30, 2013 |
| Beat a ranked team | 42-16 vs. #5 Oregon, Nov. 23, 2013 |
| Lost to a ranked team | 58-21 at #13 Arizona State, Nov. 30, 2013 |
| Lost to an unranked team | 24-17 vs. Washington State, Nov. 16, 2013 |
| Won as a ranked team | 56-0 vs. South Carolina State, Sept. 15, 2012 |
| Lost as a ranked team | 66-10 at #25 UCLA (UA ranked #24), 2012 |
| Played in overtime game | at #18 Stanford, 54-48 OT, 2012 UA 3-6 all time in overtime games (1-1 under Rich Rodriguez) |

When was the last time an opponent ...

| | |
|--|--|
| Returned a punt for a TD | DeSean Jackson (95 yards), Cal, 2006 |
| Recovered a blocked punt for a TD | Clayton Polk (41 yards) at Oregon State, 2011 (last one in 2001 at OSU) |
| Returned a blocked FG for a TD | James Bethea (60 yards), at California, 2002 |
| Returned a kickoff for TD | Matt Slater (100 yards) vs. UCLA, 2007; LaShaun Ward (94 yards) at California, 2002 |
| Returned an interception for a TD | D. Randall (61 yards) at Arizona State, Nov. 30, 2013 |
| Returned a fumble for a TD | Tony Dye (28 yards) vs. UCLA, 2009 |
| Scored a safety | at Washington (team safety, punt snapped through endzone), Sept. 28, 2013 |
| Did not score | NAU, Aug. 30, 2013 (35-0); South Carolina State, 2012 (56-0); Idaho, 2008 (70-0); Illinois, 1996 (UA 41-0) |
| Did not score a touchdown | NAU, Aug. 30, 2013 (35-0) |
| Rushed for 200 yards | at Arizona State (52-204, 4 TD), Nov. 30, 2013 |
| Rushed for 250 yards | Nevada (73-403, 3 TD), Dec. 15, 2012 |
| Rushed for 275 yards | Nevada (73-403, 3 TD), Dec. 15, 2012 |
| Rushed for 300 yards | Nevada (73-403, 3 TD), Dec. 15, 2012 |
| Rushed for negative yardage | at Stanford (19- -6), 2006 |
| 50 plays or less; 80 plays or more | at Washington State 2009 (42-185); vs. Oregon (80-506), Nov. 23, 2013 |
| Less than 200 yards total offense | The Citadel 2010 (64-171; 150R, 21P); at Toledo 2010 (51-183; 80R, 103P) |
| An individual ran for 100 yards | D.J. Foster (23-124, 2 TD) at Arizona State, Nov. 30, 2013 |
| Two backs ran for 100 yards each | LaMichael James (28-126, 2 TD) and Josh Huff (3-103, TD) at Oregon 2010 |
| A back ran for 200 yards | LaMichael James (28-288, 2 TDs), vs. Oregon 2011 |
| Had 500 yards in total offense | vs. Oregon (80 plays, 506 yards, 198 rush, 308 pass), Nov. 23, 2013 |
| A quarterback passed for 300 yards | Connor Halliday (39-53-1-319, 2 TD), Washington State, Nov. 16, 2013 |
| Team passed for 300 yards | vs. Oregon (27-41-1-308, 2 TD), Nov. 23, 2013 |
| A receiver had 100 yards | Jaalen Strong (4-142, TD) at Arizona State, Nov. 30, 2013 |
| Two receivers had 100 yards | Markus Wheaton (10-166, 2 TD) and Brandin Cooks (9-149), Oregon State, 2012) |
| Blocked a punt | Soma Vainuku (Drew Riggelman punt), at USC, Oct. 10, 2013 |
| Blocked a field goal | W. Keliikipi (Bonano 31-yard attempt) at Oregon, 2012 |
| Blocked a PAT kick | Daniel Nielson (Utah), Oct. 19, 2013 |
| Scored a 2-point PAT; tried | vs. Oregon (Matt Wogan rush failed), Nov. 23, 2013; vs. USC (Barkley pass to Lee successful), 2012 |

2013 Game-by-Game Starters, Offense

| | WR | Slot | LT | LG | C | RG | RT | QB | RB | RB/TE/SLOT | WR |
|-------------------------|----------|------------|--------|---------|---------|--------|--------|--------|---------|----------------|----------|
| NAU | Miller | Wharton | Baucus | Bundage | Gurrola | Putton | Ebbele | Denker | Jenkins | J.Jackson (SL) | Georges |
| at UNLV | Miller | Grant | Baucus | Bundage | Gurrola | Putton | Ebbele | Denker | Jenkins | J.Jackson (SL) | Georges |
| UTSA | Grant | J. Jackson | Baucus | Bundage | Gurrola | Putton | Ebbele | Denker | Jenkins | Carey (RB) | Wharton |
| at Washington | Grant | J. Jackson | Baucus | Bundage | Gurrola | Putton | Maiava | Denker | Carey | Miller (TE) | Phillips |
| at USC | Grant | Phillips | Baucus | Bundage | Gurrola | Maiava | Ebbele | Denker | Carey | Jenkins (RB) | Miller |
| Utah | Richards | Phillips | Baucus | Bundage | Gurrola | Putton | Ebbele | Denker | Carey | Jenkins (RB) | Miller |
| at Colorado | Richards | Phillips | Baucus | Bundage | Gurrola | Putton | Ebbele | Denker | Carey | Grant (SL) | Miller |
| at California | Richards | Phillips | Baucus | Bundage | Gurrola | Putton | Ebbele | Denker | Carey | Jenkins (RB) | Miller |
| UCLA | Richards | Phillips | Baucus | Bundage | Gurrola | Putton | Ebbele | Denker | Carey | Grant (SL) | Miller |
| Washington State | Griffey | Phillips | Baucus | Bundage | Gurrola | Putton | Ebbele | Denker | Carey | Grant (SL) | Miller |
| Oregon | Griffey | Phillips | Baucus | Bundage | Gurrola | Putton | Ebbele | Denker | Carey | Jenkins (RB) | Grant |
| at Arizona State | Griffey | Phillips | Baucus | Bundage | Gurrola | Putton | Ebbele | Denker | Carey | Miller (TE) | Grant |

2013 Game-by-Game Starters, Defense

| | End | Nose | Tackle | SLB | MLB | WLB | Spur | Bandit | CB | CB | FS |
|-------------------------|-------------|-------|---------|--------|---------|---------|-----------|--------|----------|------------|---------|
| NAU | Tuihalamaka | Hood | Gilbert | Wright | Fischer | Flowers | Bondurant | Tevis | McKnight | Richardson | Grandon |
| at UNLV | Tuihalamaka | Hood | Gilbert | Wright | Fischer | Flowers | Bondurant | Tevis | McKnight | Richardson | Grandon |
| UTSA | Tuihalamaka | Hood | Gilbert | Wright | Fischer | Flowers | Bondurant | Tevis | McKnight | Richardson | Grandon |
| at Washington | Tuihalamaka | Hood | Gilbert | Wright | Fischer | Flowers | Bondurant | Tevis | McKnight | Richardson | Grandon |
| at USC | Tuihalamaka | Hood | Gilbert | Wright | Fischer | Flowers | Bondurant | Tevis | McKnight | Richardson | Grandon |
| Utah | Tuihalamaka | Hood | Gilbert | Wright | Fischer | Flowers | Bondurant | Parks | McKnight | Richardson | Grandon |
| at Colorado | Tuihalamaka | Hood | Gilbert | Wright | Fischer | Flowers | Lopez | Parks | McKnight | Richardson | Grandon |
| at California | Tuihalamaka | Hood | Gilbert | Tevis | Wright | Flowers | Bondurant | Parks | McKnight | Richardson | Grandon |
| UCLA | Tuihalamaka | Hood | Gilbert | Wright | Fischer | Flowers | Bondurant | Tevis | McKnight | Richardson | Grandon |
| Washington State | Tuihalamaka | Taula | Gilbert | Tevis | Fischer | Flowers | Bondurant | Parks | McKnight | Richardson | Grandon |
| Oregon | Tuihalamaka | Hood | Gilbert | Wright | Fischer | Flowers | Bondurant | Tevis | McKnight | Richardson | Grandon |
| at Arizona State | Tuihalamaka | Hood | Gilbert | Wright | Fischer | Flowers | Bondurant | Tevis | McKnight | Richardson | Grandon |

2013 Game-by-Game Starters, Specialists

| | KO | PK | P | H | SS | LS | PR | KR |
|-------------------------|-------|-------|-----------|-------|--------|--------|------------|---------------------|
| NAU | Smith | Smith | Riggleman | Isham | Chacon | Gorham | Phillips | Phillips/J. Jackson |
| at UNLV | Smith | Smith | Riggleman | Isham | Chacon | Gorham | J. Jackson | Phillips/J. Jackson |
| UTSA | Smith | Smith | Riggleman | Isham | Chacon | Gorham | J. Jackson | Phillips/J. Jackson |
| at Washington | Smith | Smith | Riggleman | Isham | Chacon | Gorham | J. Jackson | Phillips/J. Jackson |
| at USC | Smith | Smith | Riggleman | Isham | Chacon | Gorham | J. Jackson | Phillips/J. Jackson |
| Utah | Smith | Smith | Riggleman | Isham | Chacon | Gorham | J. Jackson | Baker/Grant |
| at Colorado | Smith | Smith | Riggleman | Isham | Chacon | Gorham | Phillips | Baker/Grant |
| at California | Smith | Smith | Riggleman | Isham | Chacon | Gorham | Phillips | Baker/Grant |
| UCLA | Smith | Smith | Riggleman | Isham | Chacon | Gorham | Phillips | Baker/J. Jackson |
| Washington State | Smith | Smith | Riggleman | Isham | Chacon | Gorham | Phillips | Baker/Grant |
| Oregon | Smith | Smith | Riggleman | Isham | Chacon | Gorham | Phillips | Baker/Grant |
| at Arizona State | Smith | Smith | Riggleman | Isham | Chacon | Gorham | Phillips | Baker/Jenkins |

Career Starts

| | 2010 | 2011 | 2012 | 2013 | Career |
|----------------|------|------|------|------|--------|
| OFFENSE | | | | | |
| M. Baucus | - | 12 | 13 | 12 | 37 |
| C. Bundage | - | - | 1 | 12 | 13 |
| K. Carey | - | - | 13 | 10 | 23 |
| B.J. Denker | - | - | 1 | 11 | 12 |
| F. Ebbele | - | 12 | 13 | 11 | 36 |
| C. Georges | - | - | - | 2 | 2 |
| S. Grant | - | - | - | 9 | 9 |
| T. Griffey | - | - | - | 3 | 3 |
| S. Gurrola | - | - | - | 12 | 12 |
| A. Hill | - | 1 | 12 | - | 13 |
| J. Jackson | - | - | - | 4 | 4 |
| D. Jenkins | - | 1 | 1 | 7 | 9 |
| L. Maiva | - | - | - | 2 | 2 |
| T. Miller | 3 | - | 4 | 10 | 17 |
| R. Morrison | 1 | 1 | 1 | - | 3 |
| N. Phillips | - | - | - | 9 | 9 |
| C. Putton | - | 9 | 10 | 11 | 30 |
| D. Richards | - | - | 9 | 4 | 13 |
| G. Wharton | - | - | 4 | 2 | 6 |
| DEFENSE | | | | | |
| T. Bondurant | - | 6 | 12 | 11 | 29 |
| J. Fischer | 8 | - | 13 | 11 | 32 |
| M. Flowers | - | 10 | 13 | 12 | 35 |
| R. Gilbert | - | - | 8 | 12 | 20 |
| J. Grandon | - | 4 | 9 | 12 | 25 |
| H. Hobson | - | 1 | - | - | 1 |
| T. Hood | - | - | 3 | 11 | 14 |
| A. Lopez | - | - | - | 1 | 1 |
| S. Jackson | - | - | 12 | - | 12 |
| J. McKnight | - | - | 9 | 12 | 21 |
| W. Parks | - | - | - | 4 | 4 |
| D. Pettinato | - | 3 | 9 | - | 12 |
| D. Rainey | - | - | 6 | - | 6 |
| S. Richardson | 3 | 10 | 11 | 12 | 36 |
| K. Taula | - | 4 | 1 | 1 | 6 |
| J. Tevis | - | - | 11 | 10 | 21 |
| S. Tuihalamaka | 4 | 10 | 10 | 12 | 36 |
| S. Wright | - | - | - | 11 | 11 |

Pronunciations

Players

| | |
|---------------------|----------------------------------|
| Jacob Arzouman | ar-ZOO-mihn |
| Derrick Babiash | BAH-bish |
| Tra'Mayne Bondurant | bahn-DUR-ahnt |
| Luca Bruno | BREW-noh |
| Kylan Butler | KAY-lihn |
| Brian Chacon | shuh-COHN |
| Pierre Cormier | COHR-meer |
| Gerhard De Beer | HAIR-ehd |
| Fabbians Ebbele | ebb-EH-lee |
| Paul Elvira | el-VEER-ah |
| Faitele Fafoi | fah-ih-TAY-lay fah-UH-foy |
| Marquis Flowers | mar-keece |
| Samajie Grant | suh-MAH-jee |
| Zach Hemmila | HEM-eh-luh |
| Nick Isham | EYE-shum |
| Tellas Jones | TELL-us |
| Lene Maiva | LEH-nee my-AH-vuh |
| Khari McGee | KIGH-ree |
| Dan Pettinato | pet-in-KNOT-oh |
| Chris Putton | PUH-tuhn |
| Jesse Scroggins | SKRAH-gihns |
| Anu Solomon | ah-NEW |
| Kirifi Taula | keh-REE-feh tah-OO-lah |
| Sione Tuihalamaka | see-OH-nay too-ee-hah-la-MAH-kah |
| Derrick Turituri | tur-EE-tur-EE |

Coaches

| | |
|-----------------|----------------|
| Bill Kirelawich | Ker-LAV-itch |
| Jim Michalczik | muh-hall-CHECK |

Game-by-Game Captains

NAU: Fischer, Hood, T. Miller, Putton
at UNLV: Jenkins, Smith, Tuihalamaka, Richardson
UTSA: Denker, Butler, Flowers, Chacon
at Washington: Fischer, Morrison, Washington, T. Miller
at USC: Tuihalamaka, Rainey, Jenkins, Bender-Ramsay
Utah: Putton, Denker, Hood, Wilson
at Colorado: J. Smith, Fischer, T. Miller, Samuels
at California: Putton, Tuihalamaka, Flowers, Butler
UCLA: Fischer, Denker, Jenkins, Richardson
Washington St.: T. Miller, J. Smith, Washington, Flowers
Oregon: Fischer, T. Miller, Putton, Tuihalamaka
at Arizona St.: T. Miller, Fischer, Tuihalamaka

Arizona Depth Chart (Game 13: vs. Boston College)

Unofficial depth chart compiled by UA Communications Services Department (Dec. 15)

OFFENSE

| Pos. | No. | Name | Ht. | Wt. | Yr. |
|-------------|------------|------------------------|-------------|------------|----------------|
| WR | 80 | David Richards | 6-4 | 214 | So.*-1L |
| | 16 | Garic Wharton | 6-0 | 169 | Jr.*-2L |
| SLOT | 10 | Samajie Grant | 5-9 | 173 | Fr.-HS |
| | 24 | Terris Jones-Grigsby | 5-7 | 182 | Jr.*-SQ+ |
| TE | 18 | Terrence Miller | 6-4 | 233 | Sr.*-3L |
| | 17 | Josh Kern | 6-5 | 206 | Fr.*-SQ |
| LT | 68 | Mickey Baucus | 6-8 | 305 | Jr.*-2L |
| | 74 | Jacob Arzouman | 6-5 | 266 | So.*-SQ |
| LG | 61 | Cayman Bundage | 6-2 | 267 | So.-1L |
| | 65 | Zach Hemmila | 6-3 | 305 | Fr.*-SQ |
| C | 56 | Steven Gurrola | 6-2 | 291 | Jr.-TR |
| | 66 | Carter Wood | 6-2 | 272 | So.*-SQ+ |
| RG | 62 | Chris Putton | 6-4 | 284 | Sr.*-3L |
| | 64 | Faitele Fafoi | 6-4 | 305 | So.*-1L |
| RT | 73 | Fabbians Ebbele | 6-8 | 311 | Jr.*-2L |
| | 77 | Lene Maiava | 6-5 | 280 | So.*-1L |
| SLOT | 6 | Nate Phillips | 5-7 | 177 | Fr.-HS |
| | 30 | Johnny Jackson | 5-10 | 180 | So.*-1L |
| WR | 18 | Terrence Miller | 6-4 | 233 | Sr.*-3L |
| | or 10 | Samajie Grant | 5-9 | 173 | Fr.-HS |
| RB | 25 | Ka'Deem Carey | 5-10 | 207 | Jr.-2L |
| | 3 | Daniel Jenkins | 5-9 | 194 | Sr.*-3L |
| QB | 7 | B.J. Denker | 6-3 | 184 | Sr.-1L |
| | 9 | Javelle Allen | 6-2 | 218 | Fr.*-SQ |
| | 1 | Jesse Scroggins | 6-3 | 208 | Jr.*-TR |
| or 14 | Nick Isham | 6-0 | 188 | So.*-TR | |

DEFENSE

| Pos. | No. | Name | Ht. | Wt. | Yr. |
|---------------|-----------|-----------------------------|-------------|------------|----------------|
| END | 84 | Reggie Gilbert | 6-4 | 261 | Jr.-2L |
| | 99 | Kyle Kelley | 6-3 | 251 | Fr.*-SQ |
| NOSE | 98 | Tevin Hood | 6-0 | 302 | Sr.-1L |
| | 75 | Kirifi Taula | 6-4 | 265 | Jr.*-2L |
| | 97 | Dwight Melvin | 6-1 | 272 | Fr.*-SQ |
| END | 91 | Sione Tuihalamaka | 6-2 | 269 | Sr.*-3L |
| | 90 | Dan Pettinato | 6-5 | 271 | Jr.*-2L |
| SLB | 31 | Scooby Wright | 6-1 | 230 | Fr.-HS |
| | or 36 | Keoni Bush-Loo | 6-4 | 224 | So.-1L |
| | 45 | Derrick Turituri | 6-1 | 252 | Fr.-HS |
| MLB | 33 | Jake Fischer | 6-0 | 221 | Sr.*-3L |
| | 19 | Hank Hobson | 6-3 | 227 | Jr.-2L |
| WLB | 2 | Marquis Flowers | 6-3 | 233 | Sr.-3L |
| | 32 | DeAndre' Miller | 6-3 | 225 | Fr.-HS |
| | or 47 | Jake Matthews | 6-3 | 214 | Fr.-HS+ |
| SPUR | 21 | Tra'Mayne Bondurant | 5-10 | 198 | Jr.-2L |
| | 28 | Anthony Lopez | 5-11 | 208 | So.-1L |
| BANDIT | 38 | Jared Tevis | 5-11 | 195 | Jr.*-2L |
| | 11 | William Parks | 6-1 | 191 | So.-1L |
| LC | 6 | Jonathan McKnight | 5-11 | 171 | Jr.*-2L |
| | 8 | Richard Morrison | 5-11 | 184 | Sr.*-3L |
| RC | 5 | Shaquille Richardson | 6-1 | 188 | Sr.-3L |
| | 13 | Devin Holiday | 5-10 | 156 | Fr.-HS |
| FS | 26 | Jourdon Grandon | 6-0 | 195 | Jr.*-2L |
| | 27 | Jamar Allah | 6-1 | 191 | So.-1L |

SPECIALISTS

| Pos. | No. | Name | Ht. | Wt. | Yr. |
|--------------|-----------|------------------------------|-------------|------------|-----------------|
| PK/KO | 86 | Jake Smith | 6-2 | 201 | Sr.*-SQ+ |
| | 41 | Casey Skowron | 5-10 | 160 | So.*-SQ+ |
| P | 39 | Drew Riggleman | 6-2 | 207 | So.*-SQ+ |
| | 86 | Jake Smith | 6-2 | 201 | Sr.*-SQ+ |
| LS | 63 | Brian Chacon (PAT/FG) | 6-3 | 251 | Sr.-2L |
| | 50 | Chase Gorham (punt) | 6-3 | 235 | Jr.*-2L+ |
| Hold | 14 | Nick Isham | 6-0 | 188 | So.*-SQ+ |
| | 39 | Drew Riggleman | 6-2 | 207 | So.*-SQ+ |
| PR | 6 | Nate Phillips | 5-7 | 177 | Fr.-HS |
| | or 30 | Johnny Jackson | 5-10 | 180 | So.*-1L |
| KOR | 3 | Daniel Jenkins | 5-9 | 194 | Sr.*-3L |
| | 10 | Samajie Grant | 5-9 | 173 | Fr.-HS |

Arizona Football Alphabetical Roster

| No. | Name | Pos. | Ht. | Wt. | Yr. | Exp. | Hometown (Previous School) | No. | Name | Pos. | Ht. | Wt. | Yr. | Exp. | Hometown (Previous School) |
|-----|---------------------|------|------|-----|------|------|---|-----|----------------------|------|------|-----|------|------|---|
| 27 | Jamar Allah | FS | 6-1 | 191 | So. | 1L | Phoenix, Ariz. (North Canyon HS) | 3 | Daniel Jenkins | RB | 5-9 | 194 | Sr.* | 3L | Moreno Valley, Calif. (Rancho Verde HS) |
| 94 | Calvin Allen | DL | 6-6 | 259 | Fr. | HS | Albuquerque, N.M. (La Cueva HS) | 8 | Cayleb Jones | WR | 6-3 | 204 | So. | TR | Austin, Texas (Austin HS/Texas) |
| 9 | Javelle Allen | QB | 6-2 | 218 | Fr.* | SQ | Prosper, Texas (Prosper HS) | 14 | Tellas Jones | S | 6-0 | 192 | Fr.* | TR | Miami, Fla. (Booker T. Washington HS/FortScott C.C.) |
| 78 | Jacob Alsadek | OL | 6-7 | 313 | Fr. | HS | San Diego, Calif. (Torrey Pines HS) | 24 | Terris Jones-Grigsby | RB | 5-7 | 182 | Jr.* | SQ | Long Beach, Calif. (California HS) |
| 67 | Alec Anderson | OL | 6-4 | 289 | Fr.* | SQ+ | Goodyear, Ariz. (Millennium HS) | 99 | Kyle Kelley | DL | 6-3 | 251 | Fr.* | SQ | Irvine, Calif. (Woodbridge HS) |
| 71 | Alex Arnaud | LS | 6-0 | 235 | Fr. | HS+ | Tucson, Ariz. (Salpointe Catholic HS) | 39 | Brogan Kemmerly | S | 6-0 | 185 | Fr. | HS+ | Tucson, Ariz. (Salpointe Catholic HS) |
| 74 | Jacob Arzouman | OL | 6-5 | 266 | So.* | SQ | Tucson, Ariz. (Salpointe Catholic HS) | 17 | Josh Kern | TE | 6-5 | 206 | Fr.* | SQ | San Antonio, Texas (Clark HS) |
| 1 | Derek Babiash | CB | 6-1 | 174 | Fr. | HS | Poway, Calif. (Poway HS) | 44 | Brian Keyes | LB | 6-1 | 230 | Fr. | HS+ | Surprise, Ariz. (Shadow Ridge HS) |
| 23 | Jared Baker | RB | 5-8 | 188 | So.* | 1L | Los Angeles, Calif. (Loyola HS) | 52 | Alex King | LB | 6-1 | 205 | Fr. | HS+ | Boulder, Colo. (Boulder HS) |
| 92 | Jack Banda | DL | 6-3 | 217 | Fr. | HS | Grayson, Ga. (Grayson HS) | 82 | Aaron Lacombe | WR | 6-3 | 200 | Fr. | HS+ | Westlake Village, Calif. (Crespi Carmelite HS) |
| 41 | Logan Bartlett | CB | 5-11 | 185 | Fr. | HS+ | Rancho Santa Margarita, Calif. (USera Catholic HS) | 28 | Anthony Lopez | S | 5-11 | 208 | So. | 1L | Gilbert, Ariz. (Mesquite HS) |
| 68 | Mickey Baucus | OL | 6-8 | 305 | Jr.* | 2L | Mundelein, Ill. (Carmel Catholic HS) | 77 | Lene Maiava | OL | 6-5 | 280 | So.* | 1L | Tafuna, American Samoa (Tafuna HS) |
| 21 | Tra'Mayne Bondurant | S | 5-10 | 198 | Jr. | 2L | Vallejo, Calif. (Fairfield HS) | 47 | Jake Matthews | LB | 6-3 | 214 | Fr. | HS+ | Tucson, Ariz. (Ironwood Ridge HS) |
| 59 | Beau Boyster | OL | 6-4 | 264 | Fr.* | SQ | Temecula, Calif. (St. John Bosco HS) | 15 | Jarvis McCall Jr. | S | 6-2 | 194 | Fr. | HS | Tampa, Fla. (Armwood HS) |
| 46 | Blake Brady | S | 5-11 | 194 | Jr.* | 2L | Orange, Calif. (Servite HS) | 15 | Khari McGee | QB | 6-3 | 207 | Fr. | HS | Fresno, Calif. (Edison HS) |
| 11 | Connor Brewer | QB | 6-2 | 196 | Fr.* | TR | Scottsdale, Ariz. (Chaparral HS/Texas) | 6 | Jonathan McKnight | CB | 5-11 | 171 | Jr.* | 2L | River Ridge, La. (John Curtis HS) |
| 60 | Luca Bruno | DL | 6-4 | 259 | Fr. | HS | Oak Park, Calif. (Oak Park HS) | 97 | Dwight Melvin | DL | 6-1 | 272 | Fr.* | SQ | Phoenix, Ariz. (Fairfax HS) |
| 61 | Cayman Bundage | OL | 6-2 | 267 | So. | 1L | Oklahoma City, Okla. (Douglass HS) | 84 | Abraham Mendivil | WR | 6-1 | 194 | Fr. | HS+ | Phoenix, Ariz. (Apollo HS) |
| 36 | Keoni Bush-Loo | LB | 6-4 | 224 | So. | 1L | Ewa Beach, Hawaii (Kamehameha HS) | 42 | Bret Miller | K/P | 6-0 | 200 | Fr. | HS+ | San Clemente, Calif. (San Clemente HS) |
| 2 | Kylan Butler | RB | 5-7 | 187 | Sr.* | 1L | Antioch, Calif. (De La Salle HS) | 32 | DeAndre' Miller | LB | 6-3 | 225 | Fr. | HS | Buckeye, Ariz. (Buckeye Union HS) |
| 25 | Ka'Deem Carey | RB | 5-10 | 207 | Jr. | 2L | Tucson, Ariz. (Canyon del Oro HS) | 18 | Terrence Miller | WR | 6-4 | 233 | Sr.* | 3L | Moreno Valley, Calif. (Rancho Verde HS) |
| 63 | Brian Chacon | LS | 6-3 | 251 | Sr. | 2L | Cypress, Calif. (Cypress HS) | 88 | RJ Morgan | S | 6-1 | 216 | Fr. | HS | Central Point, Ore. (Crater HS) |
| 4 | Pierre Cormier | RB | 5-10 | 183 | Fr. | HS | San Diego, Calif. (Madison HS) | 8 | Richard Morrison | CB | 5-11 | 184 | Sr.* | 3L | Royse City, Texas (Royse City HS) |
| 95 | Gerhard De Beer | TE | 6-7 | 262 | Fr. | HS+ | Pretoria, South Africa (Afrikaanse Hoër Seunskool) | 40 | Brendan Murphy | CB | 5-11 | 176 | Sr. | 1L+ | New Hartford, N.Y. (Chaparral HS [Ariz.]/Air Force/Glendale C.C.) |
| 7 | B.J. Denker | QB | 6-3 | 184 | Sr. | 1L | Torrance, Calif. (North Torrance HS/Cerritos College) | 19 | DaVonte' Neal | WR | 5-10 | 176 | So. | TR+ | Akron, Ohio (Chaparral HS [Ariz.]/Notre Dame) |
| 25 | Ryan Dunn | LB | 6-3 | 207 | Fr. | HS | Alamo, Calif. (San Ramon Valley HS) | 11 | William Parks | S | 6-1 | 191 | So. | 1L | Philadelphia, Pa. (Germantown HS) |
| 73 | Fabbians Ebbele | OL | 6-8 | 311 | Jr.* | 2L | Chicago, Ill. (Simeon HS) | 90 | Dan Pettinato | DL | 6-5 | 271 | Jr.* | 2L | Grass Valley, Calif. (Nevada Union HS) |
| 83 | Paul Elvira | WR | 6-0 | 188 | Fr. | HS | Hayden, Ariz. (Marcos de Niza HS) | 6 | Nate Phillips | WR | 5-7 | 177 | Fr. | HS | Chandler, Ariz. (Basha HS) |
| 20 | Trevor Ermisch | WR | 6-2 | 189 | Jr. | 2L | Phoenix, Ariz. (Sandra Day O'Connor HS) | 85 | Drake Pierre | WR | 5-9 | 178 | Fr. | HS+ | Mesa, Ariz. (Red Mountain HS) |
| 64 | Faitele Fafoi | OL | 6-4 | 305 | So.* | 1L | Tustin, Calif. (Tustin HS) | 7 | David Price | FS | 6-1 | 213 | Fr. | HS | Long Beach, Calif. (Poly HS) |
| 33 | Jake Fischer | LB | 6-0 | 221 | Sr.* | 3L | Oro Valley, Ariz. (Ironwood Ridge HS) | 62 | Chris Putton | OL | 6-4 | 284 | Sr.* | 3L | Glendale, Ariz. (Cactus HS) |
| 48 | Jack Flatau | K/P | 5-8 | 163 | Fr. | HS+ | Oceanside, Calif. (El Camino HS) | 17 | Derrick Rainey | CB | 6-1 | 185 | Sr.* | 3L | Houston, Texas (Northbrook HS) |
| 2 | Marquis Flowers | LB | 6-3 | 233 | Sr. | 3L | Phoenix, Ariz. (Millennium HS) | 51 | Cole Ramseyer | LB | 6-1 | 205 | Fr. | HS+ | La Canada Flintridge, Calif. (St. Francis HS) |
| 13 | Adam Friederichsen | QB | 6-0 | 195 | Fr. | HS+ | Encinitas, Calif. (Rancho Cucamonga HS) | 36 | David Redmon | CB | 5-11 | 161 | Jr.* | SQ+ | San Ramon, Calif. (De La Salle HS) |
| 81 | Clive Georges | WR | 6-1 | 167 | Fr.* | SQ | Key West, Fla. (Key West HS) | 80 | David Richards | WR | 6-4 | 214 | So.* | 1L | Palmdale, Calif. (Palmdale HS) |
| 84 | Reggie Gilbert | DL | 6-4 | 261 | Jr. | 2L | Laveen, Ariz. (Fairfax HS) | 5 | Shaquille Richardson | CB | 6-1 | 188 | Sr. | 3L | Carson, Calif. (Los Alamitos HS) |
| 50 | Chase Gorham | LS | 6-3 | 235 | Jr.* | 2L+ | Scottsdale, Ariz. (Chaparral HS) | 39 | Drew Riggleman | P | 6-2 | 207 | So.* | SQ+ | Tucson, Ariz. (Sahuaro HS) |
| 34 | Tyler Grammar | S | 5-10 | 187 | So.* | SQ+ | Tucson, Ariz. (Ironwood Ridge HS) | 29 | Justin Samuels | CB | 5-10 | 171 | Sr. | SQ+ | Camas, Wash. (Camas HS) |
| 26 | Jourdon Grandon | FS | 6-0 | 195 | Jr.* | 2L | Avondale, Ariz. (Westview HS) | 4 | Yamen Sanders | S | 6-4 | 196 | Fr.* | SQ | Inglewood, Calif. (Culver City HS) |
| 10 | Samajie Grant | WR | 5-9 | 173 | Fr. | HS | Compton, Calif. (Colony HS) | 1 | Jesse Scroggins | QB | 6-3 | 208 | Jr.* | TR | Lakewood, Calif. (Lakewood HS/USC/El Camino College) |
| 34 | Zach Green | RB | 5-10 | 220 | Fr. | HS | Miami, Fla. (Saint Bonaventure HS [Calif.]) | 41 | Casey Skowron | K | 5-10 | 160 | So.* | SQ+ | Phoenix, Ariz. (Brophy Prep) |
| 49 | Haden Gregory | LB | 6-2 | 219 | Jr. | TR+ | San Pedro, Calif. (Palos Verdes Peninsula HS/Long Beach C.C.) | 86 | Jake Smith | K | 6-2 | 201 | Sr.* | SQ+ | Philadelphia, Pa. (Cheltenham HS/Syracuse/Youngstown St) |
| 5 | Trey Griffey | WR | 6-3 | 191 | Fr.* | SQ | Orlando, Fla. (Dr. Phillips HS) | 35 | Myles Smith | RB | 5-9 | 201 | Fr. | HS+ | Chandler, Ariz. (Chandler HS) |
| 70 | T.D. Gross | OL | 6-6 | 278 | Fr.* | SQ | San Diego, Calif. (Santana HS) | 12 | Anu Solomon | QB | 6-2 | 198 | Fr. | HS | Las Vegas, Nev. (Bishop Gorman HS) |
| 56 | Steven Gurrola | OL | 6-2 | 291 | Jr. | TR | Phoenix, Ariz. (Washington HS/Glendale C.C.) | 79 | Trent Spurgeon | OL | 6-8 | 283 | Jr.* | 1L | Owasso, Okla. (Owasso HS) |
| 37 | Carter Hehr | S | 5-10 | 179 | Fr. | HS+ | Fontana, Wis. (Big Foot HS) | 48 | Zach Streuling | S | 5-11 | 173 | Fr.* | SQ+ | Austin, Texas (Lake Travis HS) |
| 65 | Zach Hemmila | OL | 6-3 | 305 | Fr.* | SQ | Chandler, Ariz. (Chandler HS) | 75 | Kirifi Taula | DL | 6-4 | 265 | Jr.* | 2L | Garden Grove, Calif. (Servite HS) |
| 89 | Nolan Heyer | TE | 6-4 | 234 | So. | TR+ | Huntington Beach, Calif. (Edison HS/Orange Coast College) | 38 | Jared Tevis | S | 5-11 | 195 | Jr.* | 2L | Tucson, Ariz. (Canyon del Oro HS) |
| 29 | Austin Hill | WR | 6-3 | 210 | Jr.* | 2L | Corona, Calif. (Eleanor Roosevelt HS) | 91 | Sione Tuihalamaka | DL | 6-2 | 269 | Sr.* | 3L | Hawthorne, Calif. (Serra HS) |
| 23 | Arlandis Hinton | CB | 5-11 | 175 | Fr. | HS+ | Inglewood, Calif. (St. John Bosco HS) | 45 | Derrick Turituri | LB | 6-1 | 252 | Fr. | HS | Central Point, Ore. (Crater HS) |
| 19 | Hank Hobson | LB | 6-3 | 227 | Jr. | 2L | Bakersfield, Calif. (Stockdale HS) | 35 | Tyler Turituri | S | 6-2 | 224 | So.* | TR+ | Central Point, Ore. (Crater HS/Portland State) |
| 13 | Devin Holiday | CB | 5-10 | 156 | Fr. | HS | San Diego, Calif. (Mission Hills HS) | 16 | Garic Wharton | WR | 6-0 | 169 | Jr.* | 2L | Las Vegas, Nev. (Valley HS) |
| 98 | Tevin Hood | DL | 6-0 | 302 | Sr. | 1L | Chandler, Ariz. (Hamilton HS/Duke/USD) | 55 | David Wilkerson | LB | 6-2 | 238 | Jr. | TR+ | Danville, Calif. (Monte Vista HS/California) |
| 76 | Austin Hyatt | OL | 6-5 | 277 | Fr. | HS+ | San Diego, Calif. (St. Augustine HS) | 42 | Shane Wilson | CB | 5-10 | 171 | Sr.* | SQ+ | Woodland Hills, Calif. (Calabasas HS) |
| 57 | Cody Ippolito | LB | 6-2 | 230 | So. | SQ | Paradise Valley, Ariz. (Chaparral HS) | 66 | Carter Wood | OL | 6-2 | 272 | So.* | SQ+ | Scottsdale, Ariz. (Chaparral HS/Colorado Mesa) |
| 14 | Nick Isham | QB | 6-0 | 188 | So.* | TR+ | Calabasas, Calif. (Westlake HS/Louisiana Tech) | 31 | Scooby Wright | LB | 6-1 | 230 | Fr. | HS | Windsor, Calif. (Cardinal Newman HS) |
| 30 | Johnny Jackson | WR | 5-10 | 180 | So.* | 1L | San Diego, Calif. (St. Augustine HS) | 93 | Parker Zellers | DL | 6-1 | 248 | Fr. | HS+ | Scottsdale, Ariz. (Notre Dame Prep) |
| 53 | Sir Thomas Jackson | LB | 6-0 | 221 | So.* | 1L | Seattle, Wash. (O'Dea HS) | | | | | | | | |

Arizona Football Numerical Roster

| No. | Name | Pos. | Ht. | Wt. | Yr. | Exp. | Hometown (Previous School) | No. | Name | Pos. | Ht. | Wt. | Yr. | Exp. | Hometown (Previous School) |
|-----|----------------------|------|------|-----|------|------|---|-----|--------------------|------|------|-----|------|------|---|
| 1 | Derek Babiasch | CB | 6-1 | 174 | Fr. | HS | Poway, Calif. (Poway HS) | 40 | Brendan Murphy | CB | 5-11 | 176 | Sr. | 1L+ | New Hartford, N.Y. (Chaparral HS [Ariz.]/Air Force/Glendale C.C.) |
| 1 | Jesse Scroggins | QB | 6-3 | 208 | Jr.* | TR | Lakeview, Calif. (Lakeview HS/USC/El Camino College) | 41 | Logan Bartlett | CB | 5-11 | 185 | Fr. | HS+ | Rancho Santa Margarita, Calif. (Serra Catholic HS) |
| 2 | Kylan Butler | RB | 5-7 | 187 | Sr.* | 1L | Antioch, Calif. (De La Salle HS) | 41 | Casey Skowron | K | 5-10 | 160 | So.* | SQ* | Phoenix, Ariz. (Brophy Prep) |
| 2 | Marquis Flowers | LB | 6-3 | 233 | Sr. | 3L | Phoenix, Ariz. (Millennium HS) | 42 | Bret Miller | K/P | 6-0 | 200 | Fr. | HS+ | San Clemente, Calif. (San Clemente HS) |
| 3 | Daniel Jenkins | RB | 5-9 | 194 | Sr.* | 3L | Moreno Valley, Calif. (Rancho Verde HS) | 42 | Shane Wilson | CB | 5-10 | 171 | Sr.* | SQ+ | Woodland Hills, Calif. (Calabasas HS) |
| 4 | Pierre Cormier | RB | 5-10 | 183 | Fr. | HS | San Diego, Calif. (Madison HS) | 44 | Brian Keyes | LB | 6-1 | 230 | Fr. | HS+ | Surprise, Ariz. (Shadow Ridge HS) |
| 4 | Yamen Sanders | S | 6-4 | 196 | Fr.* | SQ | Inglewood, Calif. (Culver City HS) | 45 | Derrick Turituri | LB | 6-1 | 252 | Fr. | HS | Central Point, Ore. (Crater HS) |
| 5 | Trey Griffey | WR | 6-3 | 191 | Fr.* | SQ | Orlando, Fla. (Dr. Phillips HS) | 46 | Blake Brady | S | 5-11 | 194 | Jr.* | 2L | Orange, Calif. (Servite HS) |
| 5 | Shaquille Richardson | CB | 6-1 | 188 | Sr. | 3L | Carson, Calif. (Los Alamitos HS) | 47 | Jake Matthews | LB | 6-3 | 214 | Fr. | HS+ | Tucson, Ariz. (Ironwood Ridge HS) |
| 6 | Nate Phillips | WR | 5-7 | 177 | Fr. | HS | Chandler, Ariz. (Basha HS) | 48 | Jack Flatau | K/P | 5-8 | 163 | Fr. | HS+ | Oceanside, Calif. (El Camino HS) |
| 6 | Jonathan McKnight | CB | 5-11 | 171 | Jr.* | 2L | River Ridge, La. (John Curtis HS) | 48 | Zach Streuling | S | 5-11 | 173 | Fr.* | SQ+ | Austin, Texas (Lake Travis HS) |
| 7 | B.J. Denker | QB | 6-3 | 184 | Sr. | 1L | Torrance, Calif. (North Torrance HS/Cerritos College) | 49 | Haden Gregory | LB | 6-2 | 219 | Jr. | TR+ | San Pedro, Calif. (Palms Verdes Peninsula HS/Long Beach C.C.) |
| 7 | David Price | FS | 6-1 | 213 | Fr. | HS | Long Beach, Calif. (Poly HS) | 50 | Chase Gorham | LS | 6-3 | 235 | Jr.* | 2L+ | Scottsdale, Ariz. (Chaparral HS) |
| 8 | Cayleb Jones | WR | 6-3 | 204 | So. | TR | Austin, Texas (Austin HS/Texas) | 51 | Cole Ramseyer | LB | 6-1 | 205 | Fr. | HS+ | La Canada Flintridge, Calif. (St. Francis HS) |
| 8 | Richard Morrison | CB | 5-11 | 184 | Sr.* | 3L | Royse City, Texas (Royse City HS) | 52 | Alex King | LB | 6-1 | 205 | Fr. | RS+ | Boulder, Colo. (Boulder HS) |
| 9 | Javelle Allen | QB | 6-2 | 218 | Fr.* | SQ | Prosper, Texas (Prosper HS) | 53 | Sir Thomas Jackson | LB | 6-0 | 221 | So.* | 1L | Seattle, Wash. (O'Dea HS) |
| 10 | Samajie Grant | WR | 5-9 | 173 | Fr. | HS | Compton, Calif. (Colony HS) | 55 | David Wilkerson | LB | 6-2 | 238 | Jr. | TR+ | Danville, Calif. (Monte Vista HS/California) |
| 11 | Connor Brewer | QB | 6-2 | 196 | Fr.* | TR | Scottsdale, Ariz. (Chaparral HS/Texas) | 56 | Steven Gurrola | OL | 6-2 | 291 | Jr. | TR | Phoenix, Ariz. (Washington HS/Glendale C.C.) |
| 11 | William Parks | S | 6-1 | 191 | So. | 1L | Philadelphia, Pa. (Germantown HS) | 57 | Cody Ippolito | LB | 6-2 | 230 | So. | SQ | Paradise Valley, Ariz. (Chaparral HS) |
| 12 | Anu Solomon | QB | 6-2 | 198 | Fr. | HS | Las Vegas, Nev. (Bishop Gorman HS) | 59 | Beau Boyster | OL | 6-4 | 264 | Fr.* | SQ | Temecula, Calif. (St. John Bosco HS) |
| 13 | Adam Friederichsen | QB | 6-0 | 195 | Fr. | HS+ | Encinitas, Calif. (Rancho Cucamonga HS) | 60 | Luca Bruno | DL | 6-4 | 280 | Fr. | HS | Oak Park, Calif. (Oak Park HS) |
| 13 | Devin Holiday | CB | 5-10 | 156 | Fr. | HS | San Diego, Calif. (Mission Hills HS) | 61 | Cayman Bundage | OL | 6-2 | 267 | So. | 1L | Oklahoma City, Okla. (Douglass HS) |
| 14 | Nick Isham | QB | 6-0 | 188 | So.* | SQ+ | Calabasas, Calif. (Westlake HS/Louisiana Tech) | 62 | Chris Putton | OL | 6-4 | 284 | Sr.* | 3L | Glendale, Ariz. (Cactus HS) |
| 14 | Tellas Jones | S | 6-0 | 192 | Fr.* | TR | Miami, Fla. (Booker T. Washington HS/Fort Scott C.C.) | 63 | Brian Chacon | LS | 6-3 | 251 | Sr. | 2L | Cypress, Calif. (Cypress HS) |
| 15 | Jarvis McCall Jr. | S | 6-2 | 194 | Fr. | HS | Tampa, Fla. (Armwood HS) | 64 | Faitele Faafoi | OL | 6-4 | 305 | So.* | 1L | Tustin, Calif. (Tustin HS) |
| 15 | Khari McGee | QB | 6-3 | 207 | Fr. | HS | Fresno, Calif. (Edison HS) | 65 | Zach Hemmila | OL | 6-3 | 305 | Fr.* | SQ | Chandler, Ariz. (Chandler HS) |
| 16 | Garic Wharton | WR | 6-0 | 169 | Jr.* | 2L | Las Vegas, Nev. (Valley HS) | 66 | Carter Wood | OL | 6-2 | 272 | So.* | SQ+ | Scottsdale, Ariz. (Chaparral HS/Colorado Mesa) |
| 17 | Josh Kern | TE | 6-5 | 206 | Fr.* | SQ | San Antonio, Texas (Clark HS) | 67 | Alec Anderson | OL | 6-4 | 289 | Fr.* | SQ+ | Goodyear, Ariz. (Millennium HS) |
| 17 | Derrick Rainey | CB | 6-1 | 185 | Sr.* | 3L | Houston, Texas (Northbrook HS) | 68 | Mickey Baucus | OL | 6-8 | 305 | Jr.* | 2L | Mundelein, Ill. (Carmel Catholic HS) |
| 18 | Terrence Miller | WR | 6-4 | 233 | Sr.* | 3L | Moreno Valley, Calif. (Rancho Verde HS) | 70 | T.D. Gross | OL | 6-6 | 278 | Fr.* | SQ | San Diego, Calif. (Santana HS) |
| 19 | Hank Hobson | LB | 6-3 | 227 | Jr. | 2L | Bakersfield, Calif. (Stockdale HS) | 71 | Alex Arnaud | LS | 6-0 | 235 | Fr. | HS+ | Tucson, Ariz. (Salpointe Catholic HS) |
| 19 | DaVonte' Neal | WR | 5-10 | 176 | So. | TR+ | Akron, Ohio (Chaparral HS [Ariz.]/Notre Dame) | 73 | Fabbians Ebbele | OL | 6-8 | 311 | Jr.* | 2L | Chicago, Ill. (Simeon HS) |
| 20 | Trevor Ermisch | WR | 6-2 | 189 | Jr. | 2L | Phoenix, Ariz. (Sandra Day O'Connor HS) | 74 | Jacob Arzouman | OL | 6-5 | 266 | So.* | SQ | Tucson, Ariz. (Salpointe Catholic HS) |
| 21 | Tra'Mayne Bondurant | S | 5-10 | 198 | Jr. | 2L | Vallejo, Calif. (Fairfield HS) | 75 | Kirifi Taula | DL | 6-4 | 265 | Jr.* | 2L | Garden Grove, Calif. (Servite HS) |
| 23 | Jared Baker | RB | 5-8 | 188 | So.* | 1L | Los Angeles, Calif. (Loyola HS) | 76 | Austin Hyatt | OL | 6-5 | 277 | Fr. | HS+ | San Diego, Calif. (St. Augustine HS) |
| 23 | Arlandis Hinton | CB | 5-11 | 175 | Fr. | HS+ | Inglewood, Calif. (St. John Bosco HS) | 77 | Lene Maiava | OL | 6-5 | 280 | So.* | 1L | Tafuna, American Samoa (Tafuna HS) |
| 24 | Terris Jones-Grigsby | RB | 5-7 | 182 | Jr.* | SQ | Long Beach, Calif. (California HS) | 78 | Jacob Alsadek | OL | 6-7 | 313 | Fr. | HS | San Diego, Calif. (Torrey Pines HS) |
| 25 | Ka'Deem Carey | RB | 5-10 | 207 | Jr. | 2L | Tucson, Ariz. (Canyon del Oro HS) | 79 | Trent Spurgeon | OL | 6-8 | 283 | Jr.* | 1L | Owasso, Okla. (Owasso HS) |
| 25 | Ryan Dunn | LB | 6-3 | 207 | Fr. | HS | Alamo, Calif. (San Ramon Valley HS) | 80 | David Richards | WR | 6-4 | 214 | So.* | 1L | Palmdale, Calif. (Palmdale HS) |
| 26 | Jourdon Grandon | FS | 6-0 | 195 | Jr.* | 2L | Avondale, Ariz. (Westview HS) | 81 | Clive Georges | WR | 6-1 | 167 | Fr.* | SQ | Key West, Fla. (Key West HS) |
| 27 | Jamar Allah | FS | 6-1 | 191 | So. | 1L | Phoenix, Ariz. (North Canyon HS) | 82 | Aaron Lacombe | WR | 6-3 | 200 | Fr. | HS+ | Westlake Village, Calif. (Crespi Carmelite HS) |
| 28 | Anthony Lopez | S | 5-11 | 208 | So. | 1L | Gilbert, Ariz. (Mesquite HS) | 83 | Paul Elvira | WR | 6-0 | 188 | Fr. | HS | Hayden, Ariz. (Marcos de Niza HS) |
| 29 | Austin Hill | WR | 6-3 | 210 | Jr.* | 2L | Corona, Calif. (Eleanor Roosevelt HS) | 84 | Reggie Gilbert | DL | 6-4 | 261 | Jr. | 2L | Laveen, Ariz. (Fairfax HS) |
| 29 | Justin Samuels | CB | 5-10 | 171 | Sr. | SQ+ | Camas, Wash. (Camas HS) | 84 | Abraham Mendivil | WR | 6-1 | 194 | Fr. | HS+ | Phoenix, Ariz. (Apollo HS) |
| 30 | Johnny Jackson | WR | 5-10 | 190 | So.* | 1L | San Diego, Calif. (St. Augustine HS) | 85 | Drake Pierre | WR | 5-9 | 178 | Fr. | HS+ | Mesa, Ariz. (Red Mountain HS) |
| 31 | Scooby Wright | LB | 6-1 | 230 | Fr. | HS | Windsor, Calif. (Cardinal Newman HS) | 86 | Jake Smith | K | 6-2 | 201 | Sr.* | SQ+ | Philadelphia, Pa. (Cheltenham HS/Syracuse/Youngstown St) |
| 32 | DeAndre' Miller | LB | 6-3 | 225 | Fr. | HS | Buckeye, Ariz. (Buckeye Union HS) | 88 | RJ Morgan | S | 6-1 | 216 | Fr. | HS | Central Point, Ore. (Crater HS) |
| 33 | Jake Fischer | LB | 6-0 | 221 | Sr.* | 3L | Oro Valley, Ariz. (Ironwood Ridge HS) | 89 | Nolan Heyer | TE | 6-4 | 234 | So. | TR+ | Huntington Beach, Calif. (Edison HS/Orange Coast College) |
| 34 | Tyler Grammar | S | 5-10 | 187 | So.* | SQ+ | Tucson, Ariz. (Ironwood Ridge HS) | 90 | Dan Pettinato | DL | 6-5 | 272 | Jr.* | 2L | Grass Valley, Calif. (Nevada Union HS) |
| 34 | Zach Green | RB | 5-10 | 220 | Fr. | HS | Miami, Fla. (Saint Bonaventure HS [Calif.]) | 91 | Sione Tuihalamaka | DL | 6-2 | 269 | Sr.* | 3L | Hawthorne, Calif. (Serra HS) |
| 35 | Myles Smith | RB | 5-9 | 201 | Fr. | HS+ | Chandler, Ariz. (Chandler HS) | 92 | Jack Banda | DL | 6-3 | 217 | Fr. | HS | Grayson, Ga. (Grayson HS) |
| 35 | Tyler Turituri | S | 6-2 | 224 | So.* | TR+ | Central Point, Ore. (Crater HS/Portland State) | 93 | Parker Zellers | DL | 6-1 | 248 | Fr. | HS+ | Scottsdale, Ariz. (Notre Dame Prep) |
| 36 | Keoni Bush-Loo | LB | 6-4 | 224 | So. | 1L | Ewa Beach, Hawaii (Kamehameha HS) | 94 | Calvin Allen | DL | 6-6 | 259 | Fr. | HS | Albuquerque, N.M. (La Cueva HS) |
| 36 | David Redmon | CB | 5-11 | 161 | Jr.* | SQ+ | San Ramon, Calif. (De La Salle HS) | 95 | Gerhard De Beer | TE | 6-7 | 262 | Fr. | HS+ | Pretoria, South Africa (Afrikaanse Hoër Seunskool) |
| 37 | Carter Hehr | S | 5-10 | 179 | Fr. | HS+ | Fontana, Wis. (Big Foot HS) | 97 | Dwight Melvin | DL | 6-1 | 272 | Fr.* | SQ | Phoenix, Ariz. (Fairfax HS) |
| 38 | Jared Tevis | S | 5-11 | 195 | Jr.* | 2L | Tucson, Ariz. (Canyon del Oro HS) | 98 | Tevin Hood | DL | 6-0 | 302 | Sr. | 1L | Chandler, Ariz. (Hamilton HS/Duke/USD) |
| 39 | Brogan Kemmerly | S | 6-0 | 185 | Fr. | HS+ | Tucson, Ariz. (Salpointe Catholic HS) | 99 | Kyle Kelley | DL | 6-3 | 251 | Fr.* | SQ | Irvine, Calif. (Woodbridge HS) |
| 39 | Drew Riggelman | P | 6-2 | 207 | So.* | SQ+ | Tucson, Ariz. (Sahuaro HS) | | | | | | | | |